

# YMC Chiral Columns

## CHIRAL ART Polysaccharides



NP/RP/SFC

Coated/  
Immobilised

(Semi-)prep



“

*“YMC chiral columns gave better resolution and sharper peaks than the brand leader.”*

*“YMC will always be in our chiral screen for all new products”*

*Alex Brien, Reach Separations (UK)*

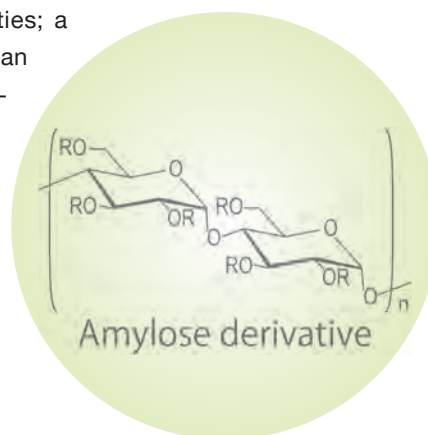
”

## HPLC Columns for Optical Isomer Separation

Chirality has become vitally important in the production of pharmaceuticals, agrochemicals, food and related products due to the different pharmacological or taste/ odour effects which the different optical isomers can present. The pharmacological effects can range from no activity through undesirable effects to having potentially life threatening adverse effects. This has led to the development of highly efficient CHIRAL stationary phases (CSP) for analytical and preparative scale separations.

If the CSP is available in two enantiomeric configurations the elution order of enantiomeric pairs can be reversed.

This is particularly useful when the two isomers are not present in equal quantities; a later eluting minor component can often be hidden by the tail of a major peak but on reversal of elution order can be totally resolved from the major component.



# Chiral Columns

## Contents

page

Latest addition:  
Innovative CHIRAL ART  
Cellulose-SZ

CHIRAL ART  
Amylose-C Neo for  
Extended Resolution  
& Loadability

<b>CHIRAL ART Immobilised Polysaccharide Derivatives Series</b> .....	4–8
<b>CHIRAL ART Coated Polysaccharide Derivatives Series</b> .....	9–15
<b>Applications</b> .....	16–39
· Pharmaceuticals (APIs)	
· Pesticides	
· Amino Acids	
· Specialties	
<b>High Performance Chiral Purifications with YMC-Actus CHIRAL ART (Semi-) Preparative Columns</b> .....	40–44
<b>Efficient Purification Using YMC-Actus CHIRAL ART</b> .....	45–47
<b>Chiral Separations in SFC Mode</b> .....	48–50
<b>Method Screening Strategy for Polysaccharide Phases</b> .....	51–53
<b>How to Choose the Correct Chiral Column</b> .....	54–55
<b>Ordering Information</b> .....	56–59
<b>Substance Index</b> .....	60

# CHIRAL ART

## Immobilised Polysaccharide Derivatives Series

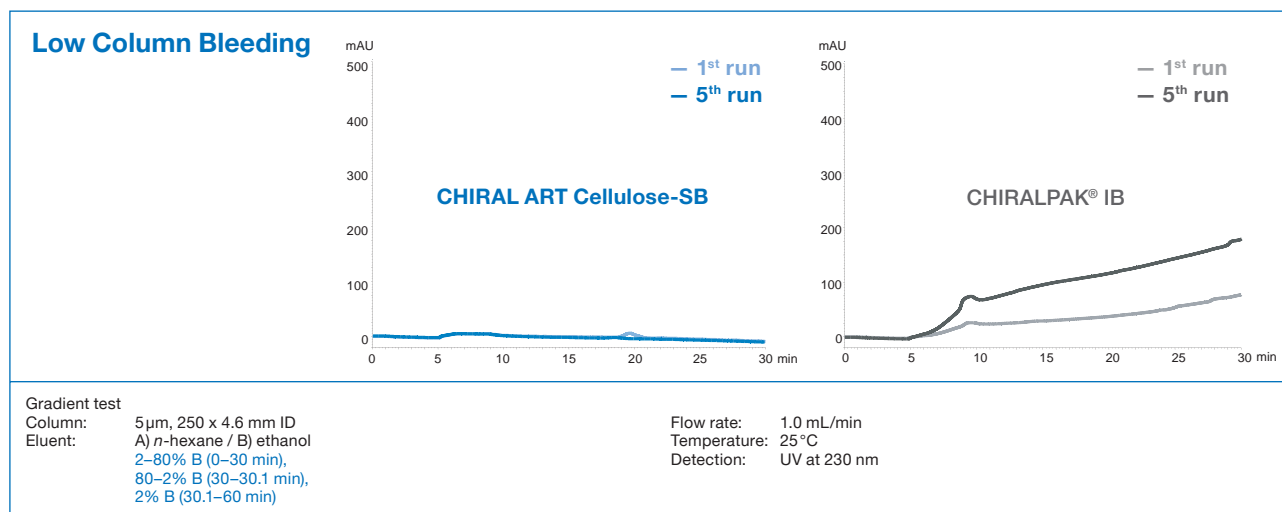
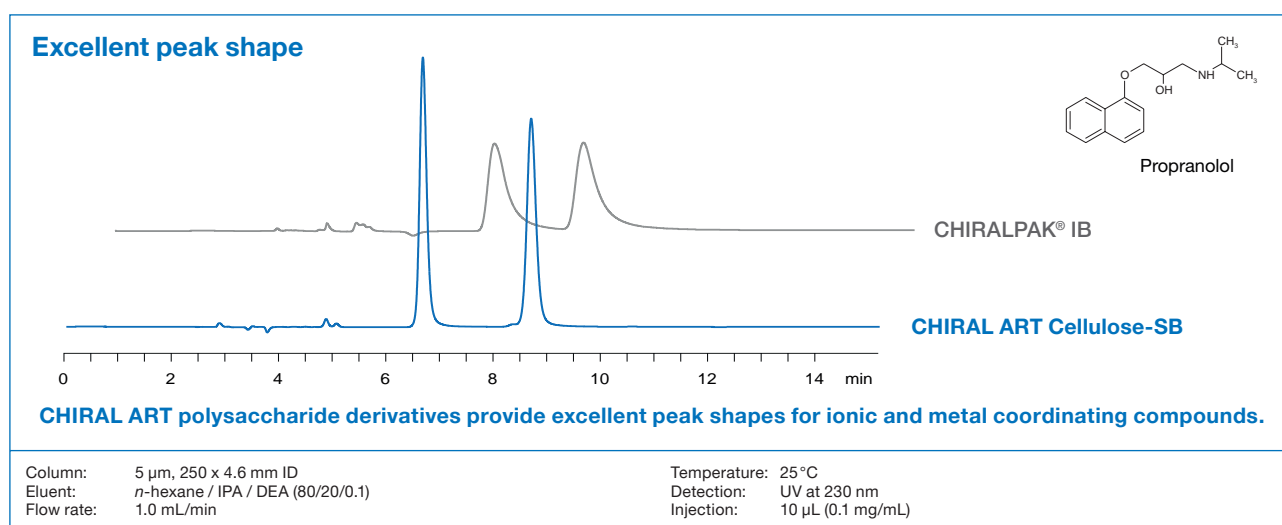
- Applicable for normal and reversed phase modes
- Unique immobilised chiral selector
- More flexibility due to wide range of usable solvents
- Highly robust, also suitable for SFC/SMB
- HPLC columns and preparative grade bulk media available
- Extremely attractive pricing

### Introduction

CHIRAL ART polysaccharide derivatives are a family of chiral separation columns / packing materials with high stereo-selectivity. They are suitable for separations of a wide range of chiral compounds, cis-trans isomers and geometric isomers. The range of particle sizes and column dimensions available offer outstanding cost effectiveness for analytical to preparative separations.

### Immobilised Type

CHIRAL ART immobilised polysaccharide derivatives can be used either in normal phase, reversed phase or SFC mode. They are available in HPLC columns and in preparative grades, in large (multi kg) quantities.



# CHIRAL ART

## Immobilised Polysaccharide Derivatives Series

**First to Market!**

	CHIRAL ART Amylose-SA	CHIRAL ART Cellulose-SB	CHIRAL ART Cellulose-SC	CHIRAL ART Cellulose-SJ	CHIRAL ART Cellulose-SZ
Particle size	3, 5, 10, 20 µm				3, 5 µm
Chiral selector	Amylose tris (3,5-dimethylphenyl-carbamate)	Cellulose tris (3,5-dimethylphenyl-carbamate)	Cellulose tris (3,5-dichlorophenyl-carbamate)	Cellulose tris (4-methylbenzoate)	Cellulose tris (3-chloro-4-methylphenylcarbamate)
USP	L99	—	L119	—	—
Type	Immobilised type				
Separation mode	Normal Phase / Reversed Phase / SFC				
Shipping solvent	<i>n</i> -hexane / 2-propanol (90/10)				
Usable pH-range	2.0–9.0				
Temperature	0–40°C				
Pressure limit	30 MPa (4,350 psi)				

### Product Line-up

Product name	Particle size	CHIRAL selector	Type	Competitive product
CHIRAL ART Amylose-SA	3 µm	Amylose tris (3,5-dimethylphenylcarbamate)	Immobilised	CHIRALPAK® IA, IA-3
CHIRAL ART Cellulose-SB		5 µm		Cellulose tris (3,5-dimethylphenylcarbamate)
CHIRAL ART Cellulose-SC	10 µm 20 µm	Cellulose tris (3,5-dichlorophenylcarbamate)		CHIRALPAK® IC, IC-3
CHIRAL ART Cellulose-SJ		Cellulose tris (4-methylbenzoat)		CHIRALPAK® IJ, IJ-3 [coated CHIRALCEL® OJ(-3/H)]
CHIRAL ART Cellulose-SZ	3, 5 µm	Cellulose tris (3-chloro-4-methylphenylcarbamate)		CHIRALPAK® IM, IM-3 [coated CHIRALCEL® OZ(-3/H)]

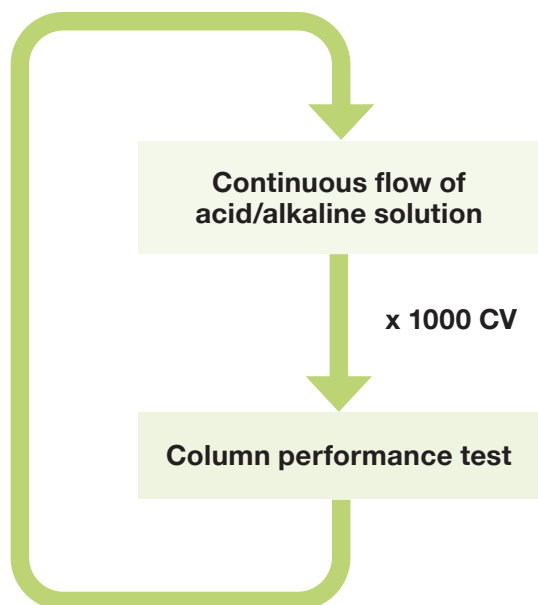
### Column Care

The recommended pH range for using CHIRAL ART immobilised polysaccharide columns is 2.0–9.0. Remove acid and buffer salts before storage. Store the column in *n*-hexane/2-propanol = 90/10 (NP) or methanol/water = 50/50 (RP). If columns are affected by undesired contaminants or clogged inlet frits which cause back pressure increases, flush the column (in the reversed direction) with ethanol.

For detailed information please refer to the “Column Care and Use Instructions” which can be downloaded from [www.ymc.eu/chiral-columns.html](http://www.ymc.eu/chiral-columns.html)

# Immobilised Polysaccharides

## Wide usable pH range



### Continuous flow of acid/alkaline solution

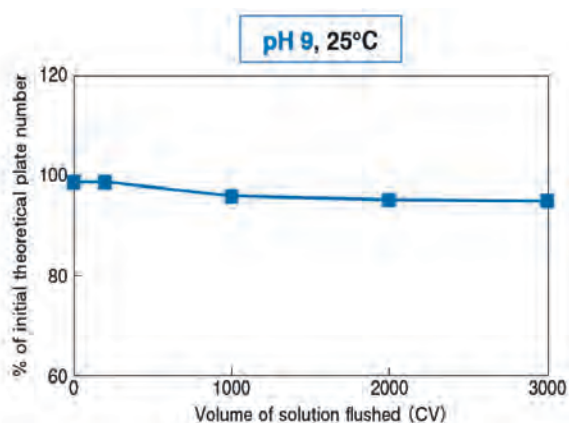
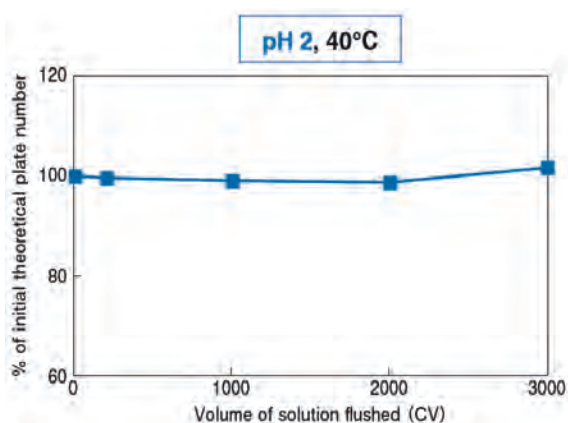
Column: CHIRAL ART Cellulose-SB  
5  $\mu\text{m}$ , 50 x 4.6 mm ID  
Eluent: buffer / methanol (90/10)  
Flow rate: 1.0 mL/min

Acidic condition  
Buffer: 0.1%  $\text{H}_3\text{PO}_4$  (pH 2)  
Temperature: 40  $^\circ\text{C}$

Basic condition  
Buffer: 20 mM  $\text{NH}_4\text{HCO}_3$ -DEA (pH 9)  
Temperature: 25  $^\circ\text{C}$

### Column performance test

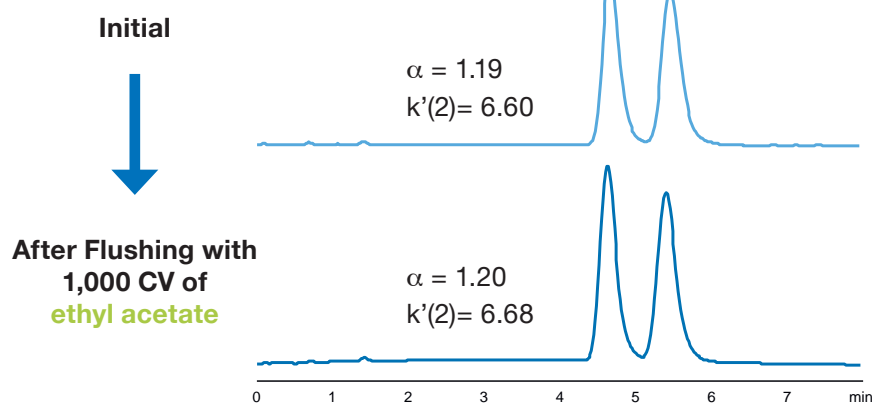
Column: CHIRAL ART Cellulose-SB  
5  $\mu\text{m}$ , 50 x 4.6 mm ID  
Eluent: acetonitrile / water (30/70)  
Flow rate: 1.0 mL/min  
Temperature: 25  $^\circ\text{C}$   
Detection: UV at 254 nm  
Sample: Benzoin



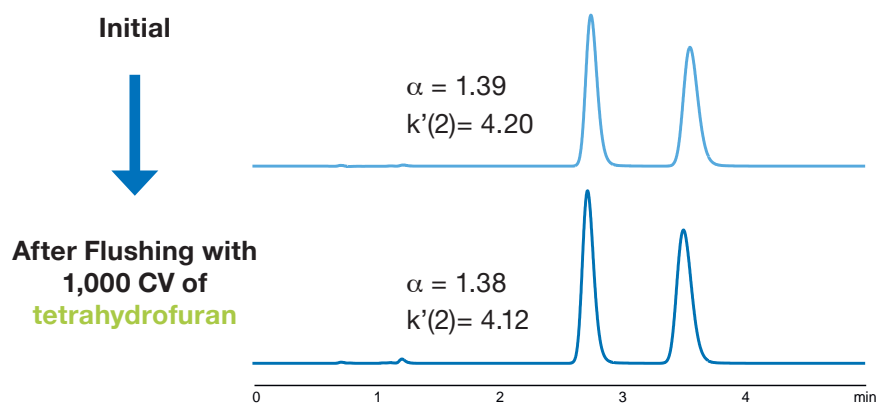
## Immobilised Polysaccharides

## High stability against various solvents

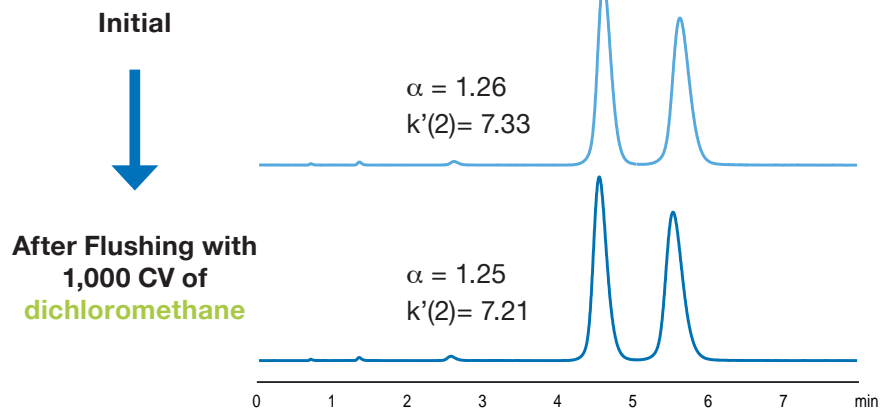
## CHIRAL ART Amylose-SA



## CHIRAL ART Cellulose-SB



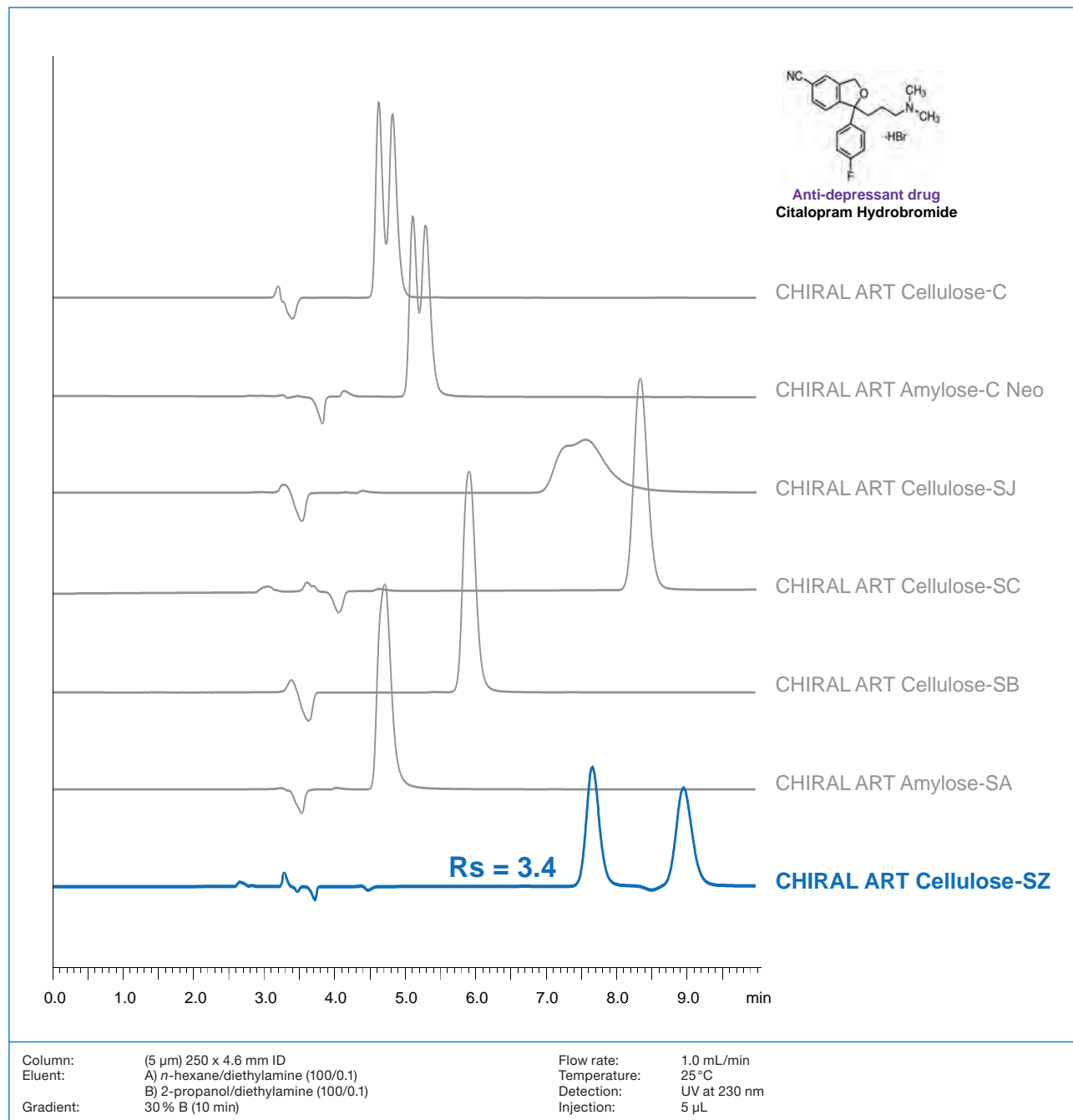
## CHIRAL ART Cellulose-SJ



Column: 5  $\mu$ m, 50 x 4.6 mm ID  
 Eluent: *n*-hexane / 2-propanol (95/5)  
 Flow rate: 1.0 mL/min  
 Temperature: 25 °C  
 Sample: Benzoin

# Immobilised Polysaccharides

## Unique selectivity of CHIRAL ART Cellulose-SZ complements other phases





# CHIRAL ART Coated Polysaccharide Derivatives Series

- Polysaccharide chiral selectors
- Wide application range
- With high stability, also for SFC/SMB
- HPLC columns and preparative grade bulk media available
- Extremely attractive pricing

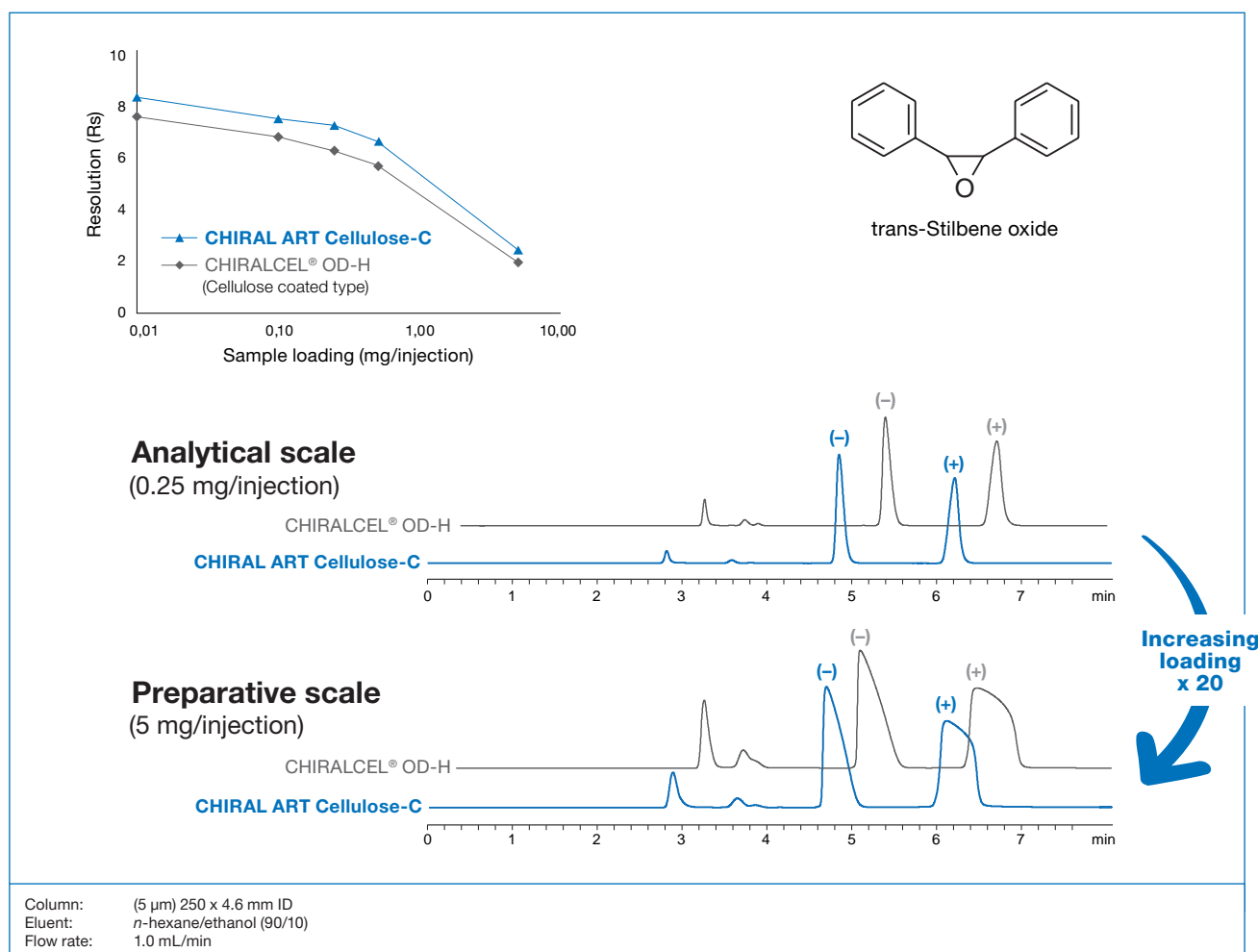
## Introduction

A family of coated chiral polysaccharide phases has been developed by YMC, designed to supply superior products which are competitively priced compared to established vendors. In addition – and typical of YMC – fully scalable preparative grades are available in large quantities.

## Mobile phase and sample solvent

The silica packing material is coated with the polysaccharide derivative. Therefore trace quantities of a solvent which might potentially dissolve the polysaccharide derivative (e.g. THF, acetone, ethyl acetate, chloroform, dichloromethane, DMSO, DMF, etc.) should be eliminated. These solvents must be avoided in the mobile phase and the sample solvent.

## Effective for Preparative Separation of Enantiomers



# CHIRAL ART

## Coated Polysaccharide Derivatives Series

	CHIRAL ART Amylose-C Neo	CHIRAL ART Cellulose-C
Particle size	3, 5, 10, 20 µm	
Chiral selector	Amylose tris (3,5-dimethyl-phenylcarbamate)	Cellulose tris (3,5-dimethyl-phenylcarbamate)
USP	L51	L40
Type	Coated type	
Separation mode	Normal Phase / SFC	
Shipping solvent	<i>n</i> -hexane / 2-propanol (90/10)	
Temp. range	0–40°C	
Pressure limit	30 MPa (4,350 psi)	

### Product Line-up

Product name	Particle size	Chiral selector	Type	Competitive product
CHIRAL ART Amylose-C Neo	3 µm 5 µm 10 µm 20 µm	Amylose tris (3,5-dimethylphenylcarbamate)	Coated	CHIRALPAK® AD, AD-H, AD-3
CHIRAL ART Cellulose-C		Cellulose tris (3,5-dimethylphenylcarbamate)		CHIRALCEL® OD, OD-H, OD-3

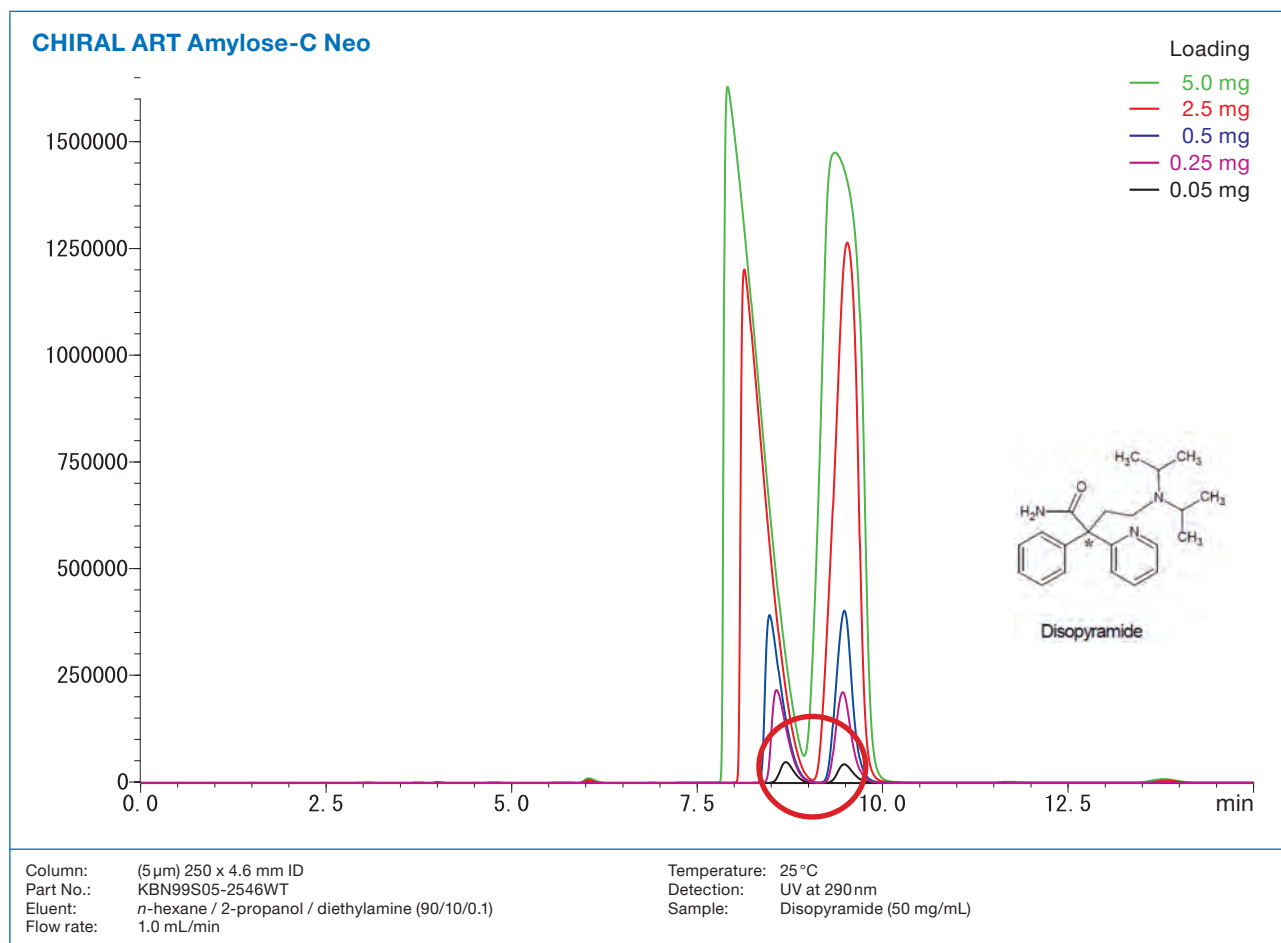
### Upgrade: CHIRAL ART Amylose-C Neo

CHIRAL ART Amylose-C Neo is an upgraded phase and offers increased resolution, compared to that of the former CHIRAL ART Amylose-C, for both HPLC and SFC separations.

This chiral phase also offers increased performance when it comes to purification under high loading as well as overall purification efficiency and productivity.

# CHIRAL ART Coated Polysaccharide Derivatives Series

## Excellent peak shapes at high loading: CHIRAL ART Amylose-C Neo



### Column Care

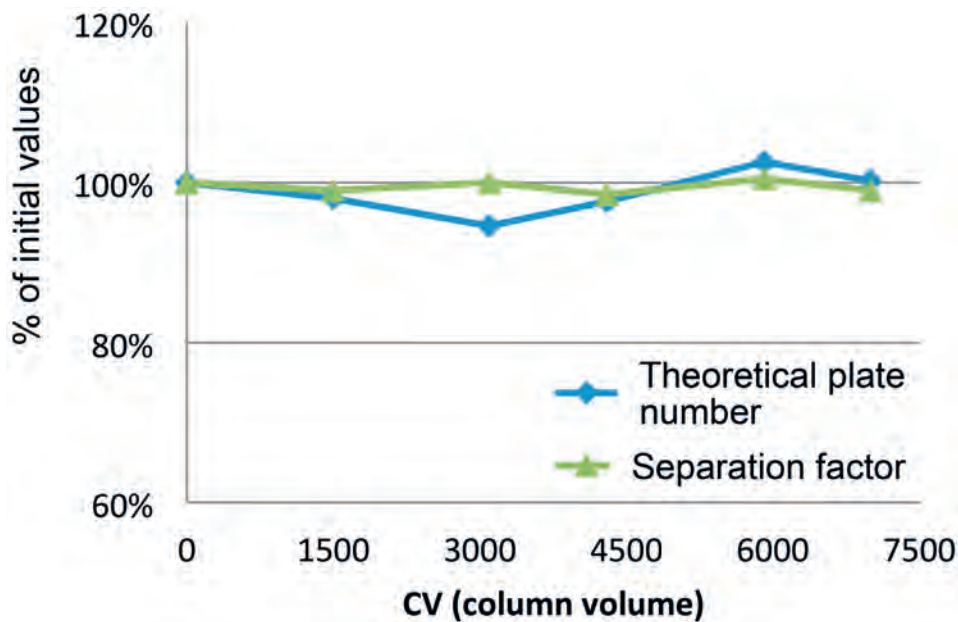
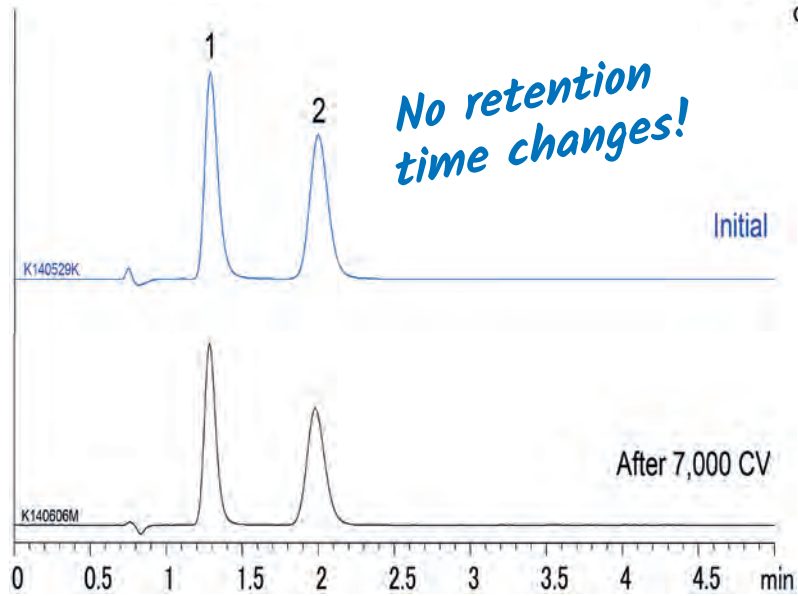
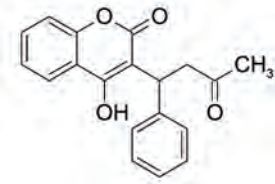
Store the column in *n*-hexane/2-propanol = 90/10. If columns are affected by undesired contaminants or clogged inlet frits which cause back pressure increases, flush the column with ethanol (CHIRAL ART Amylose-C Neo) or 2-propanol (CHIRAL ART Cellulose-C).

For detailed information please refer to the “Column Care and Use Instructions” which can be downloaded from [www.ymc.eu/chiral-columns.html](http://www.ymc.eu/chiral-columns.html)

# Coated Polysaccharides

## Enhanced stability using TFA

### Stability evaluation with Warfarin



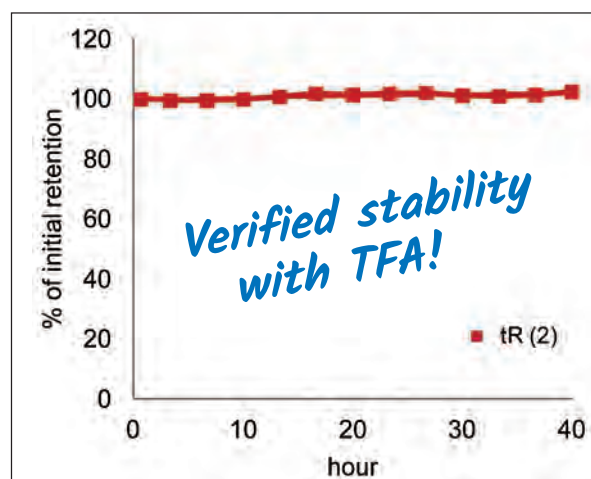
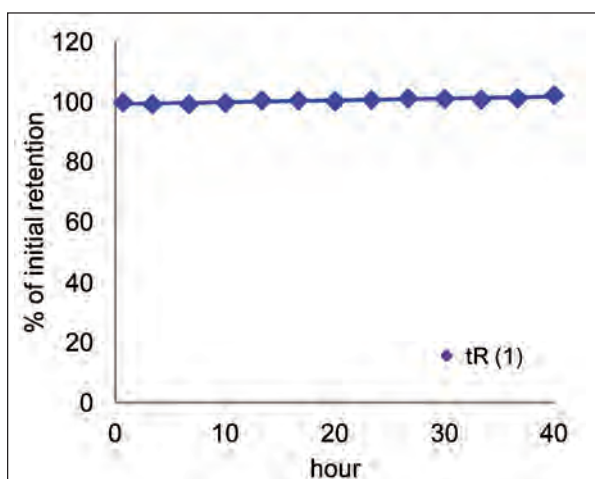
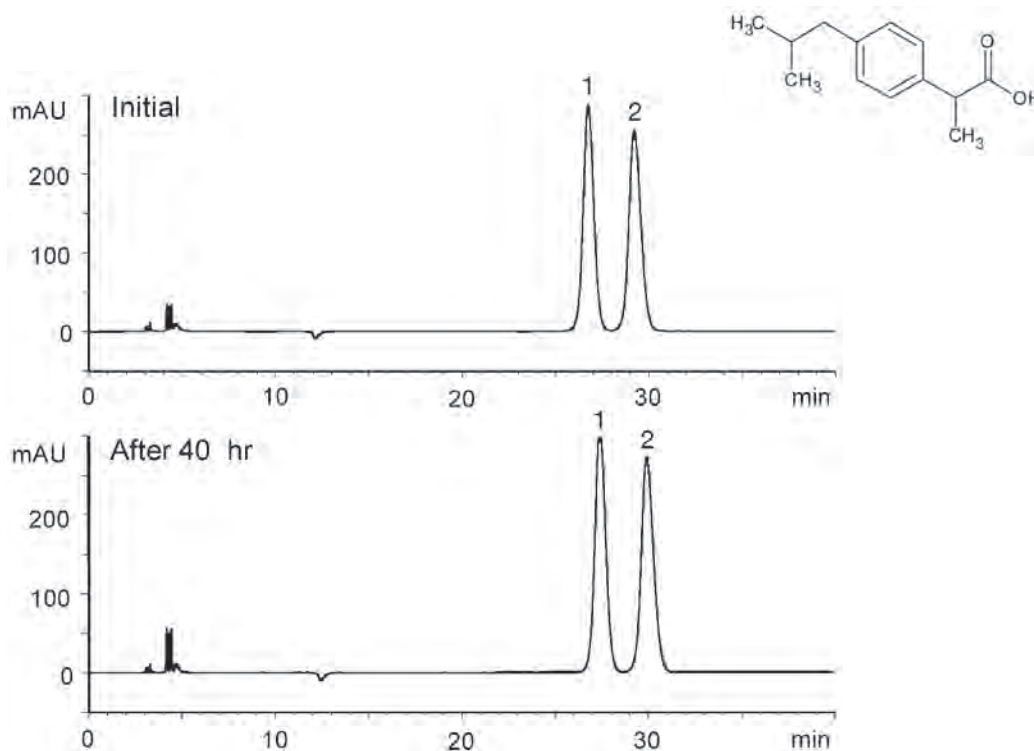
Column: CHIRAL ART Amylose-C\* (5  $\mu$ m) 50 x 3.0 mm ID  
 Part No.: KBN99S05-0503WT\*  
 Eluent: *n*-hexane / ethanol / TFA (70/30/0.1)  
 Flow rate: 0.425 mL/min  
 Temperature: 25 °C  
 Detection: UV at 254 nm

\*Application developed using formerly available CHIRAL ART Amylose-C column; part No. for current column CHIRAL ART Amylose-C Neo offering increased resolution

# Coated Polysaccharides

## Enhanced stability using TFA

### Repeated analysis of Ibuprofen



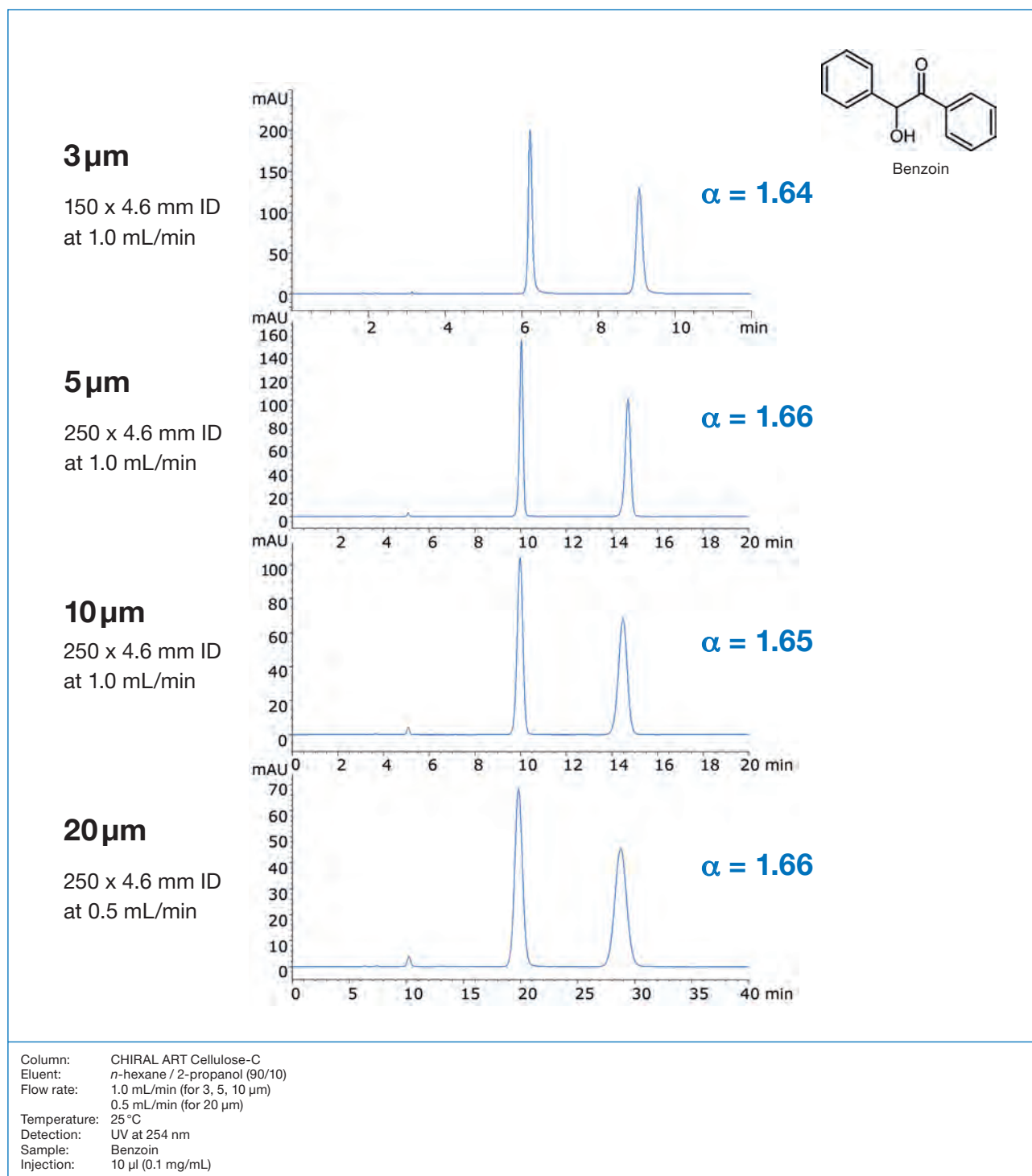
Column: CHIRAL ART Amylose-C\* (5 μm) 250 x 4.6 mm ID  
 Part No.: KBN99S05-2546WT\*  
 Eluent: n-hexane / 2-propanol / TFA (99/1/0.1)  
 Flow rate: 1.0 mL/min  
 Temperature: 25°C  
 Detection: UV at 220 nm  
 Injection: 10 μL (1 mg/mL)

\*Application developed using formerly available CHIRAL ART Amylose-C column; part No. for current column CHIRAL ART Amylose-C Neo offering increased resolution

TFA can be challenging for coated amylose phases with regards to stability and lifetime. CHIRAL ART Amylose-C Neo however shows long-term stability using mobile phases containing TFA. The retention behaviour and column efficiency remain completely unaffected.

# Coated Polysaccharides

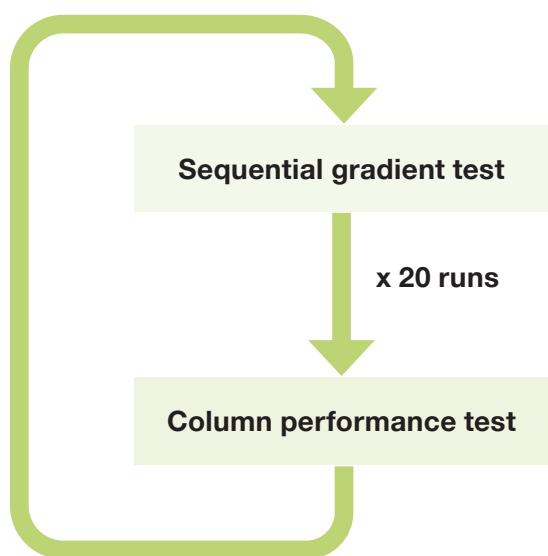
## Full scalability from 3 to 20 $\mu\text{m}$



CHIRAL ART shows identical selectivity and excellent peak shapes for materials with particle sizes from 3  $\mu\text{m}$  to 20  $\mu\text{m}$ . It allows predictable scale up from analytical LC to semi-preparative or preparative LC, and vice versa. Screening and method development can be done on small particle sizes and the results can easily be transferred to larger particle sizes.

# Coated Polysaccharides

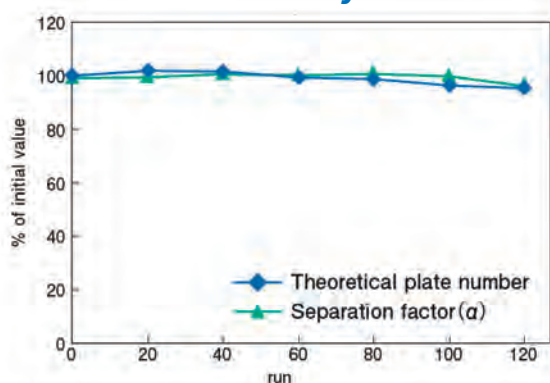
## Extended packing stability



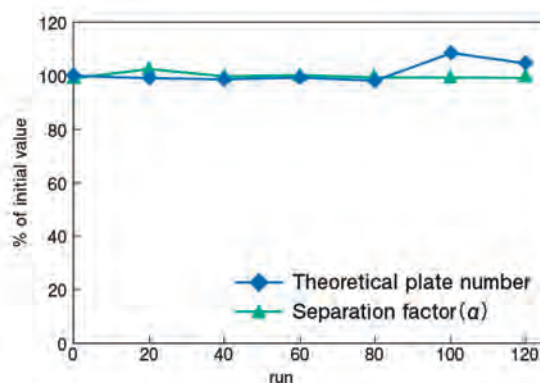
**Sequential gradient test**  
 Column: 5  $\mu$ m, 250 x 4.6 mm ID  
 Eluent: A) *n*-hexane, B) ethanol  
 0–100% B (0–15 min)  
**Flow rate:** 3.0 mL/min  
**Pressure:** 10–30 MPa/run  
 Temperature: 37 °C

**Column performance test**  
 Column: 5  $\mu$ m, 250 x 4.6 mm ID  
 Eluent: *n*-hexane / ethanol (90/10)  
 Flow rate: 1.0 mL/min  
 Temperature: 37 °C  
 Detection: UV at 230 nm  
 Sample: *trans*-Stilbene oxide

**CHIRAL ART Amylose-C Neo**



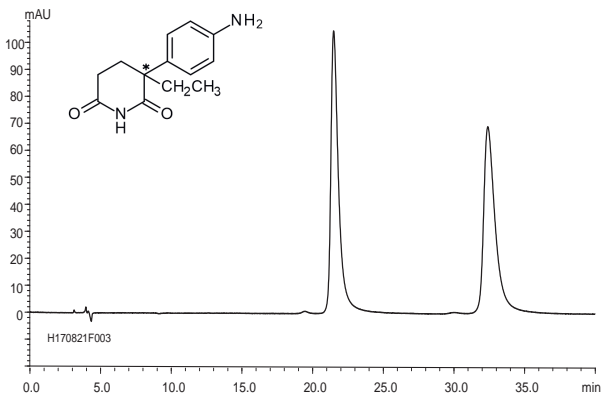
**CHIRAL ART Cellulose-C**



# Applications

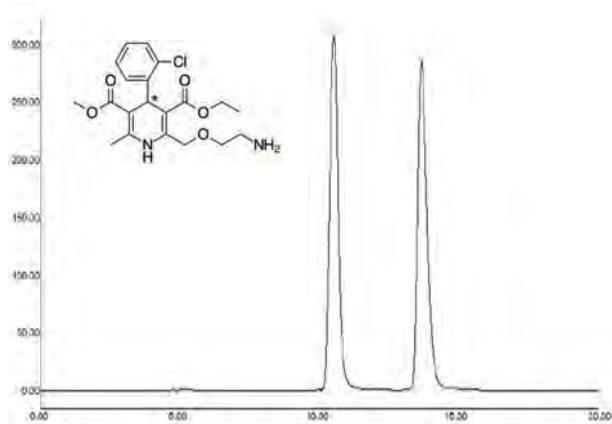
## Pharmaceuticals (APIs)

### Aminoglutethimide



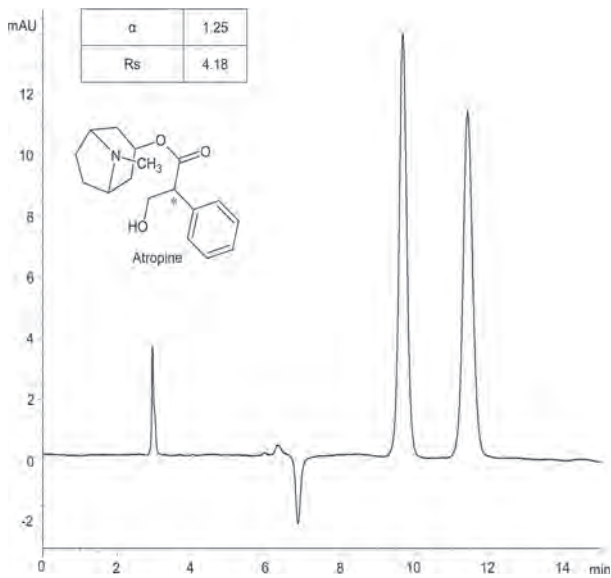
Column: CHIRAL ART Cellulose-SJ (5  $\mu$ m) 250 x 4.6 mm ID  
 Part No.: KSJ99S05-2546WT  
 Eluent: *n*-hexane / ethyl acetate / diethylamine (70/30/0.1)  
 Flow rate: 1.0 mL/min  
 Temperature: 25 °C  
 Detection: UV at 254 nm  
 Injection: 5  $\mu$ L (1 mg/ml)

### Amlodipine



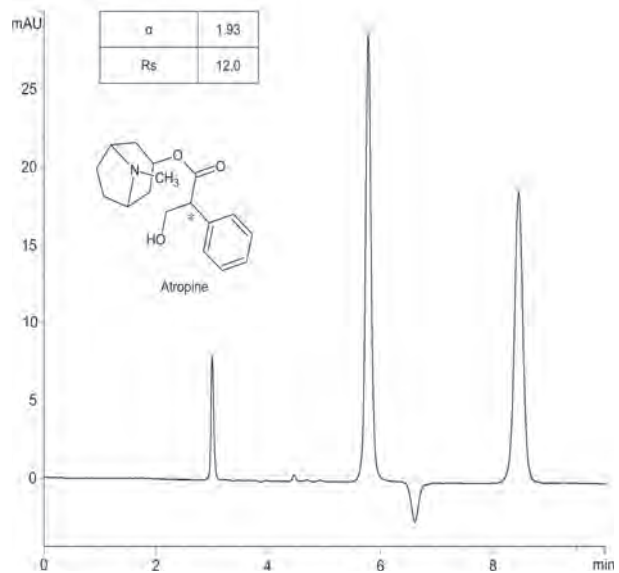
Column: CHIRAL ART Cellulose-SC (5  $\mu$ m) 250 x 4.6 mm ID  
 Part No.: KSC99S05-2546WT  
 Eluent: dichloromethane / acetonitrile / *n*-butylamine (90/10/0.1)  
 Flow rate: 0.7 mL/min  
 Temperature: 25 °C  
 Detection: UV at 360 nm  
 Injection: 20  $\mu$ L (0.5 mg/mL)

### Atropine



Column: CHIRAL ART Amylose-C\* (5  $\mu$ m) 250 x 4.6 mm ID  
 Part No.: KBN99S05-2546WT\*  
 Eluent: *n*-hexane / ethanol / ethanolamine (87/13/0.1)  
 Flow rate: 1.0 mL/min  
 Temperature: 25 °C  
 Detection: UV at 230 nm  
 Injection: 2  $\mu$ L (1 mg/mL)

### Atropine



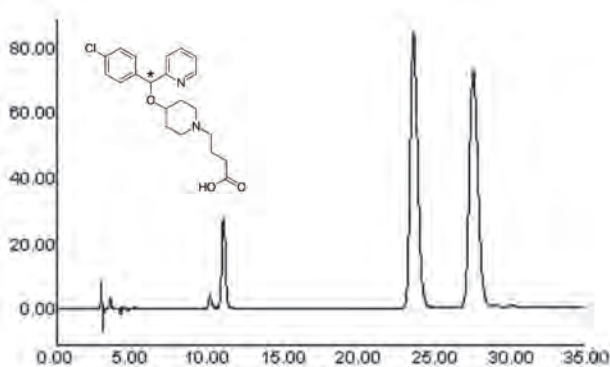
Column: CHIRAL ART Cellulose-C (5  $\mu$ m) 250 x 4.6 mm ID  
 Part No.: KCN99S05-2546WT  
 Eluent: *n*-hexane / ethanol / ethanolamine (90/10/0.1)  
 Flow rate: 1.0 mL/min  
 Temperature: 25 °C  
 Detection: UV at 230 nm  
 Injection: 2  $\mu$ L (1 mg/mL)

\* Application developed using formerly available CHIRAL ART Amylose-C column; part No. for current column CHIRAL ART Amylose-C Neo offering increased resolution



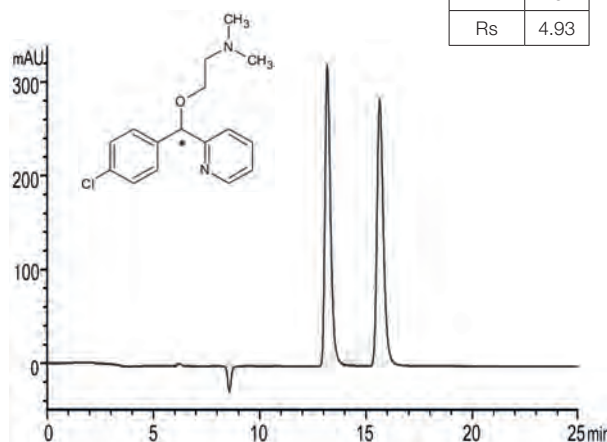
# Applications Pharmaceuticals (APIs)

## Bepotastine



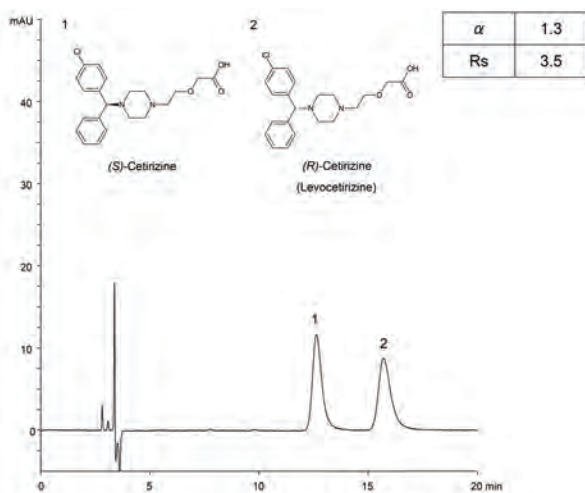
Column: CHIRAL ART Amylose-SA (5 μm) 250 x 4.6 mm ID  
 Part No.: KSA99S05-2546WT  
 Eluent: *n*-hexane / ethanol / 1,4-dioxane / trifluoroacetic acid / diethylamine (90/5/5/0.1/0.1)  
 Flow rate: 1.0 mL/min  
 Temperature: 25 °C  
 Detection: UV at 260 nm  
 Injection: 20 μL (0.5 mg/mL)

## Carbinoxamine



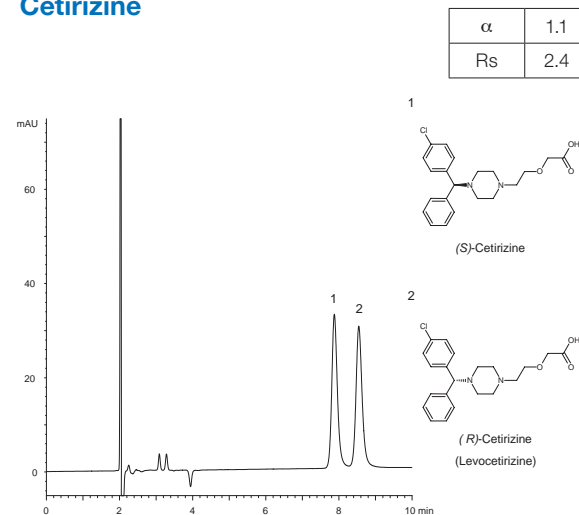
Column: CHIRAL ART Amylose-SA (5 μm) 250 x 4.6 mm ID  
 Part No.: KSA99S05-2546WT  
 Eluent: *n*-hexane / 2-propanol / diethylamine (90/10/0.1)  
 Flow rate: 0.5 mL/min  
 Temperature: 25 °C  
 Detection: UV at 230 nm  
 Injection: 5 μL (1 mg/mL)

## Cetirizine



Column: CHIRAL ART Cellulose-C (5 μm) 250 x 4.6 mm ID  
 Part No.: KCN99S05-2546WT  
 Eluent: *n*-hexane / 2-propanol / formic acid / diethylamine (70/30/0.1/0.1)  
 Flow rate: 1.0 mL/min  
 Temperature: 25 °C  
 Detection: UV at 230 nm  
 Injection: 2 μL (200 μg/mL)

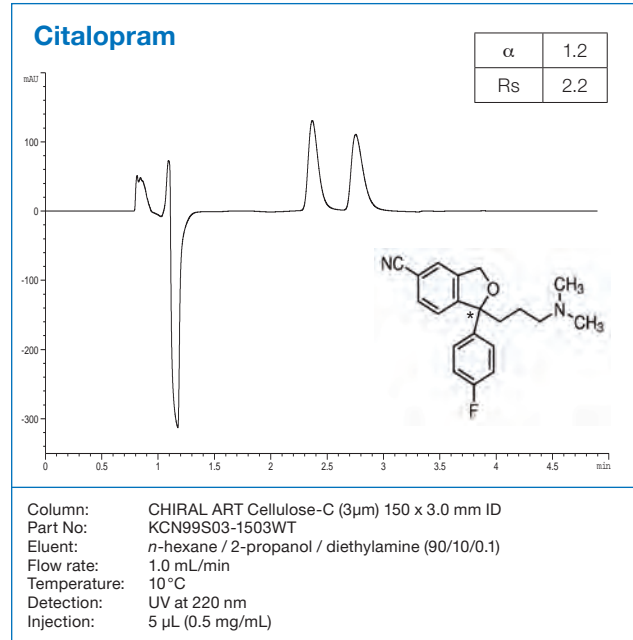
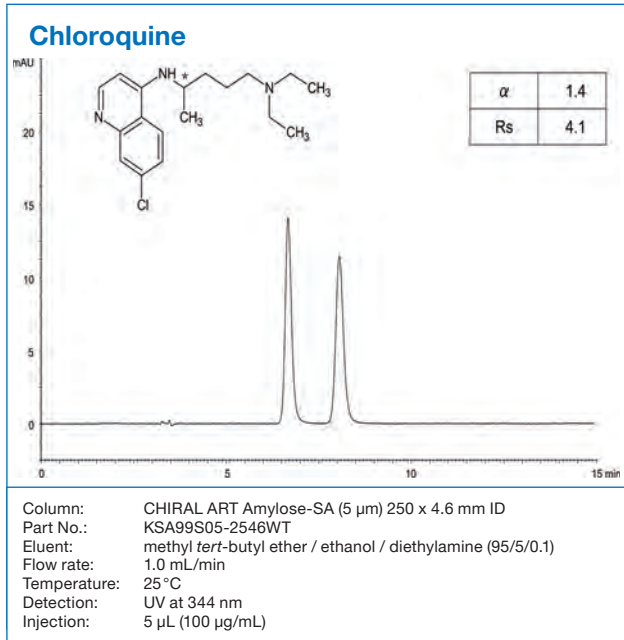
## Cetirizine



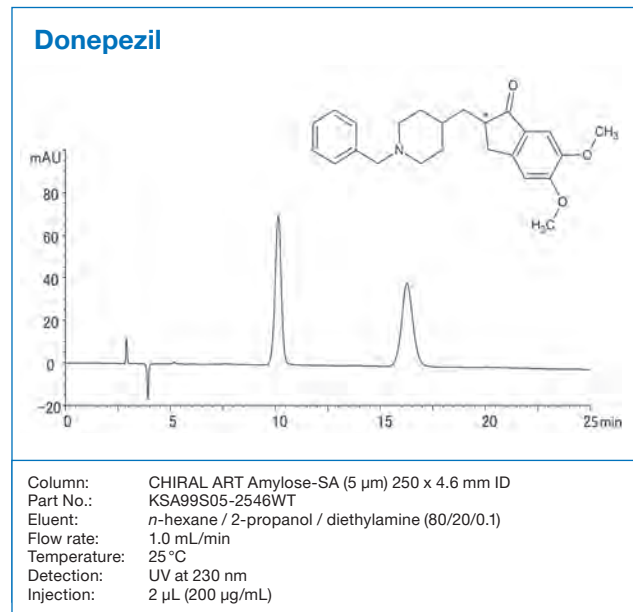
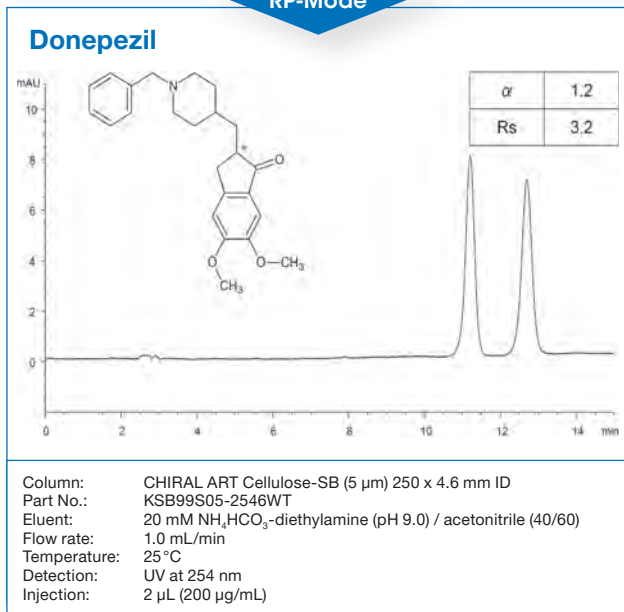
Column: CHIRAL ART Cellulose-SB (3 μm) 150 x 4.6 mm ID  
 Part No.: KSB99S03-1546WT  
 Eluent: acetonitrile / formic acid / diethylamine (100/0.1/0.1)  
 Flow rate: 1.0 mL/min  
 Temperature: 25 °C  
 Detection: UV at 230 nm  
 Injection: 2 μL (200 μg/mL)

# Applications

## Pharmaceuticals (APIs)

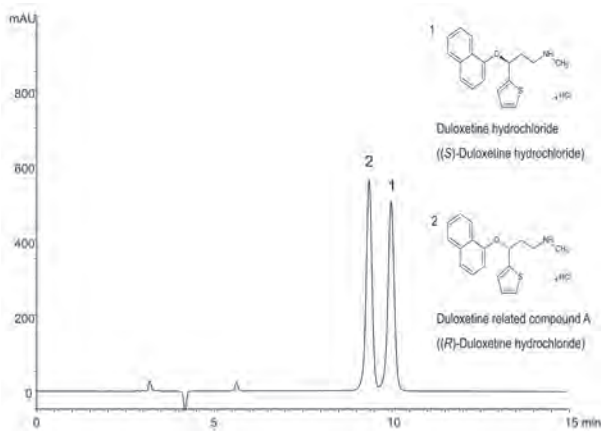


### RP-Mode



# Applications Pharmaceuticals (APIs)

## Duloxetine hydrochloride

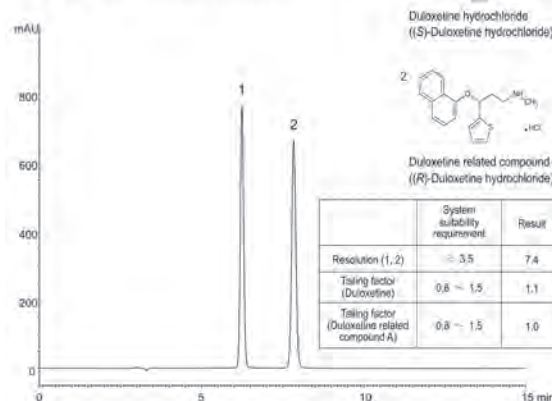


Column: CHIRAL ART Amylose-C\* (5  $\mu$ m) 250 x 4.6 mm ID  
 Part No.: KBN99S05-2546WT\*  
 Eluent: *n*-hexane / ethanol / diethylamine (95/5/0.2)  
 Flow rate: 1.0 mL/min  
 Temperature: 30 °C  
 Detection: UV at 230 nm  
 Injection: 10  $\mu$ L (0.1 mg/mL)

\* Application developed using formerly available CHIRAL ART Amylose-C column; part No. for current column CHIRAL ART Amylose-C Neo offering increased resolution

## Duloxetine hydrochloride

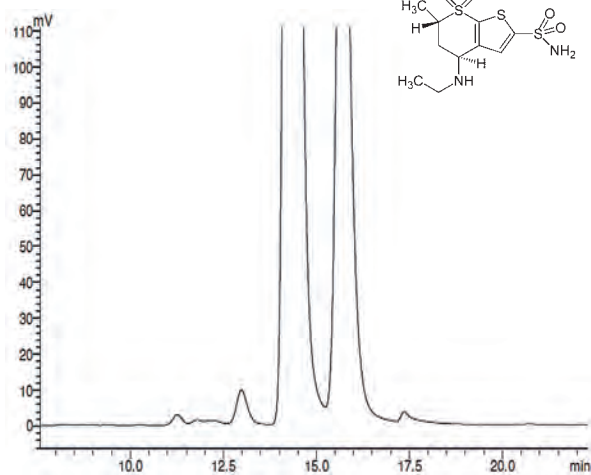
**System suitability solution**  
 (0.1 mg/mL Duloxetine hydrochloride,  
 0.1 mg/mL Duloxetine related compound A)



Column: CHIRAL ART Cellulose-C (5  $\mu$ m) 250 x 4.6 mm ID  
 Part No.: KCN99S05-2546WT  
 Eluent: *n*-hexane / ethanol / diethylamine (83/17/0.2)  
 Flow rate: 1.0 mL/min  
 Temperature: 40 °C  
 Detection: UV at 230 nm  
 Injection: 10  $\mu$ L

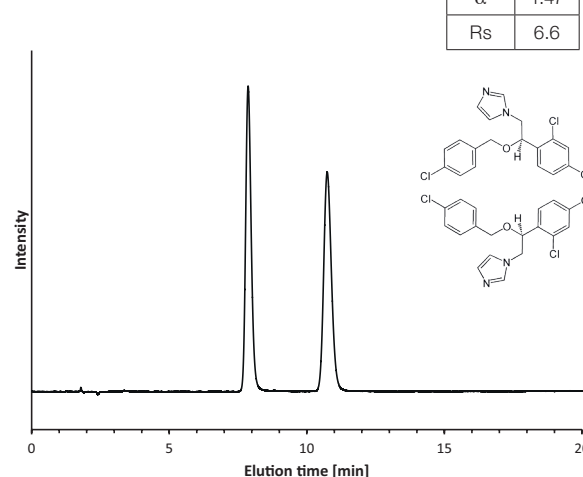
(The United States Pharmacopeia 37<sup>th</sup>; Limit of Duloxetine related compound A)

## Dorzolamide



Column: CHIRAL ART Cellulose-SC (5  $\mu$ m) 250 x 4.6 mm ID  
 Part No.: KSC99S05-2546WT  
 Eluent: *n*-hexane / ethanol / diethylamine (80/20/0.1)  
 Flow rate: 1.0 mL/min  
 Temperature: 25 °C  
 Detection: UV at 254 nm  
 Injection: 20  $\mu$ L (0.25 mg/mL)

## Econazole

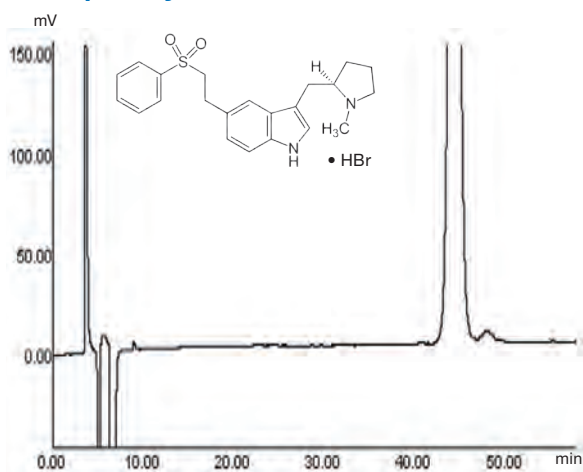


Column: CHIRAL ART Cellulose-SZ (5  $\mu$ m) 150 x 4.6 mm ID  
 Part No.: KSC99S05-1546WT  
 Eluent: *n*-hexane / 2-propanol / diethylamine (80/20/0.1)  
 Flow rate: 1 mL/min  
 Temperature: 25 °C  
 Detection: UV at 230 nm  
 Injection: 5  $\mu$ L (1 mg/mL in eluent)

# Applications

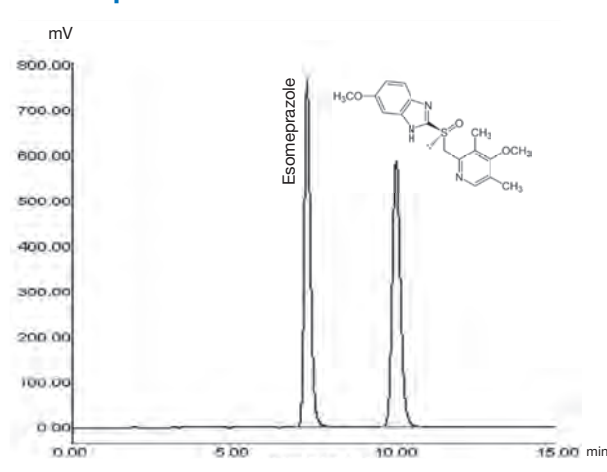
## Pharmaceuticals (APIs)

### Eletriptan hydrobromide



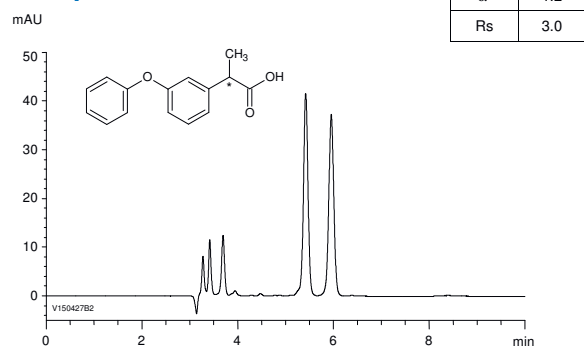
Column: CHIRAL ART Cellulose-SB (5  $\mu$ m) 250 x 4.6 mm ID  
 Part No.: KSB99S05-2546WT  
 Eluent: *n*-hexane / ethanol / TFA / diethylamine (85/15/0.5/0.5)  
 Flow rate: 0.8 mL/min  
 Temperature: 10 °C  
 Detection: UV at 223 nm  
 Injection: 20  $\mu$ L (0.2 mg/mL)

### Esomeprazole



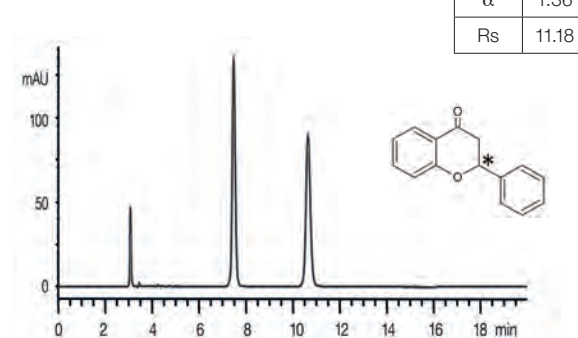
Column: CHIRAL ART Cellulose-SC (5  $\mu$ m) 250 x 4.6 mm ID  
 Part No.: KSC99S05-2546WT  
 Eluent: *n*-hexane / ethanol / diethylamine (60/40/0.1)  
 Flow rate: 1.0 mL/min  
 Temperature: 25 °C  
 Detection: UV at 302 nm  
 Injection: 20  $\mu$ L (0.3 mg/mL)

### Fenoprofen



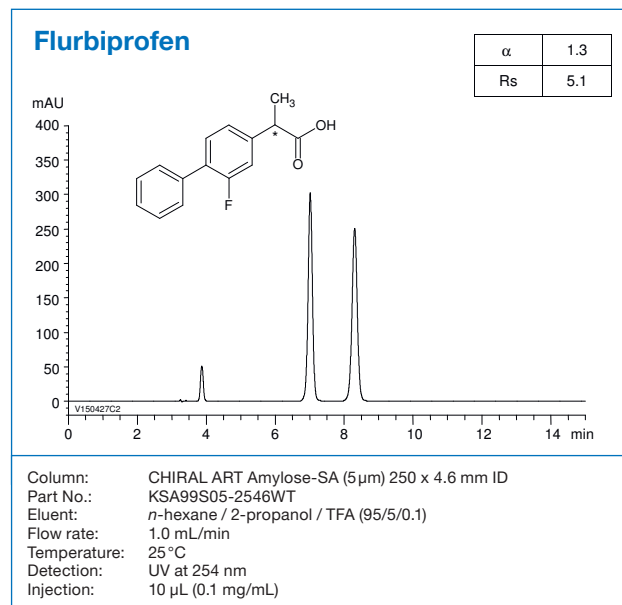
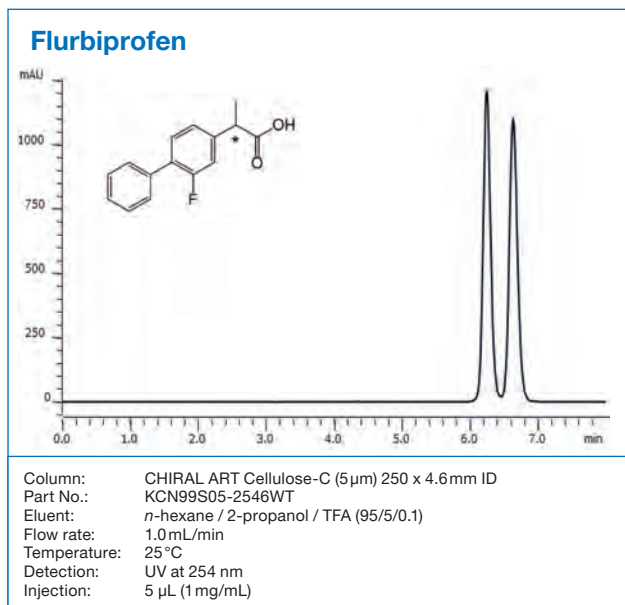
Column: CHIRAL ART Cellulose-SC (5  $\mu$ m) 250 x 4.6 mm ID  
 Part No.: KSC99S05-2546WT  
 Eluent: *n*-hexane / 2-propanol / TFA (90/10/0.1)  
 Flow rate: 1.0 mL/min  
 Temperature: 25 °C  
 Detection: UV at 254 nm  
 Injection: 10  $\mu$ L (0.1 mg/mL)

### Flavanone

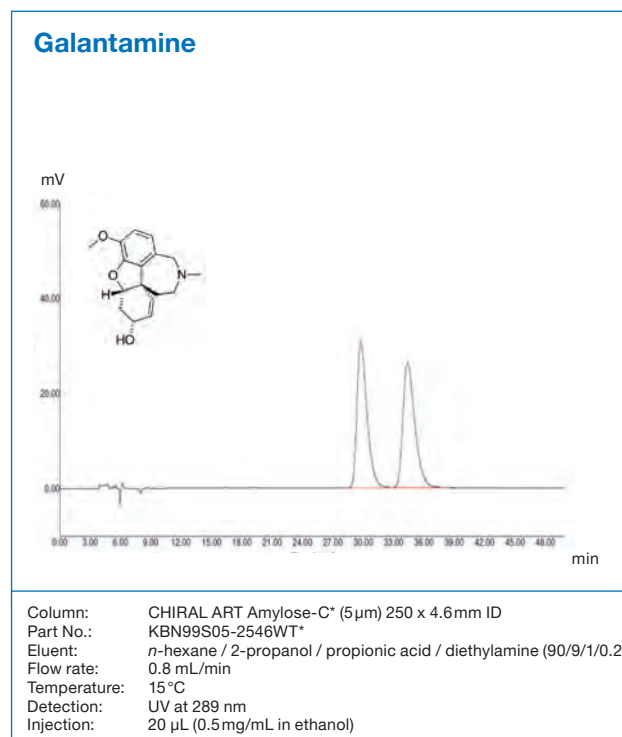
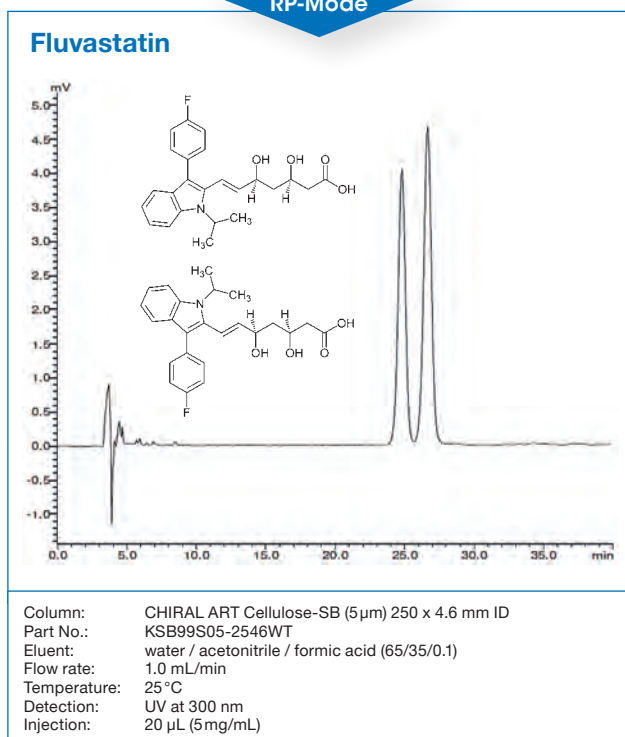


Column: CHIRAL ART Amylose-SA (5  $\mu$ m) 250 x 4.6 mm ID  
 Part No.: KSA99S05-2546WT  
 Eluent: *n*-hexane / 2-propanol / diethylamine (90/10/0.1)  
 Flow rate: 1.0 mL/min  
 Temperature: 25 °C  
 Detection: UV at 254 nm  
 Injection: 10  $\mu$ L (0.1 mg/mL)

# Applications Pharmaceuticals (APIs)



RP-Mode

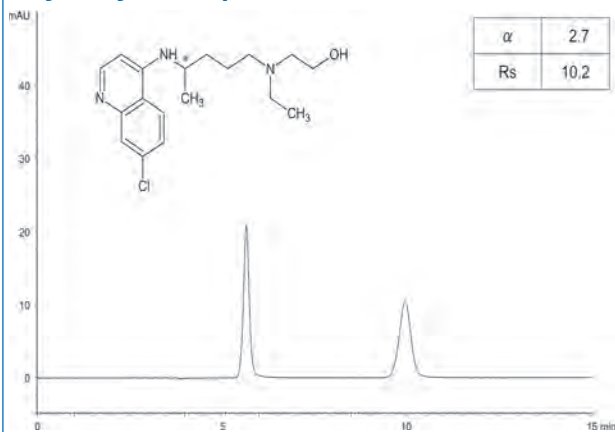


\*Application developed using formerly available CHIRAL ART Amylose-C column; part No. for current column CHIRAL ART Amylose-C Neo offering increased resolution

# Applications

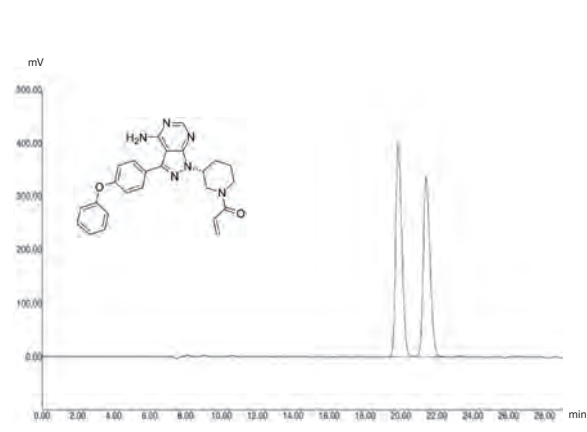
## Pharmaceuticals (APIs)

### Hydroxychloroquine



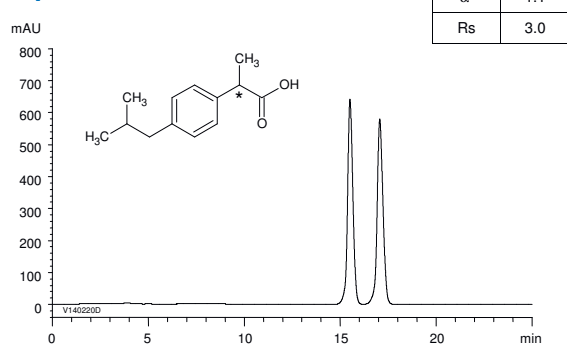
Column: CHIRAL ART Amylose-SA (5  $\mu$ m) 250 x 4.6 mm ID  
 Part No.: KSA99S05-2546WT  
 Eluent: methyl *tert*-butyl ether / ethanol / diethylamine (90/10/0.1)  
 Flow rate: 1.0 mL/min  
 Temperature: 25 °C  
 Detection: UV at 344 nm  
 Injection: 5  $\mu$ L (100  $\mu$ g/mL)

### Ibrutinib



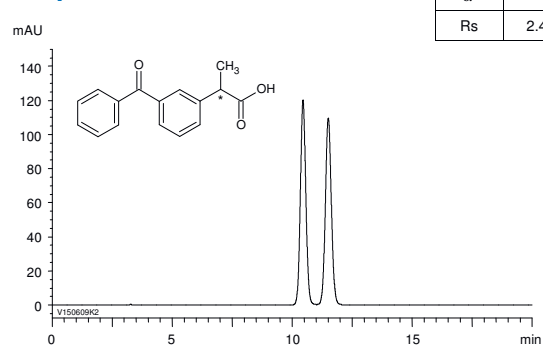
Column: CHIRAL ART Cellulose-C (5  $\mu$ m) 250 x 4.6 mm ID  
 Part No.: KCN99S05-2546WT  
 Eluent: *n*-hexane / 2-propanol (98/2)  
 Flow rate: 0.5 mL/min  
 Temperature: 15 °C  
 Detection: UV at 210 nm  
 Injection: 20  $\mu$ L (0.5 mg/mL)

### Ibuprofen



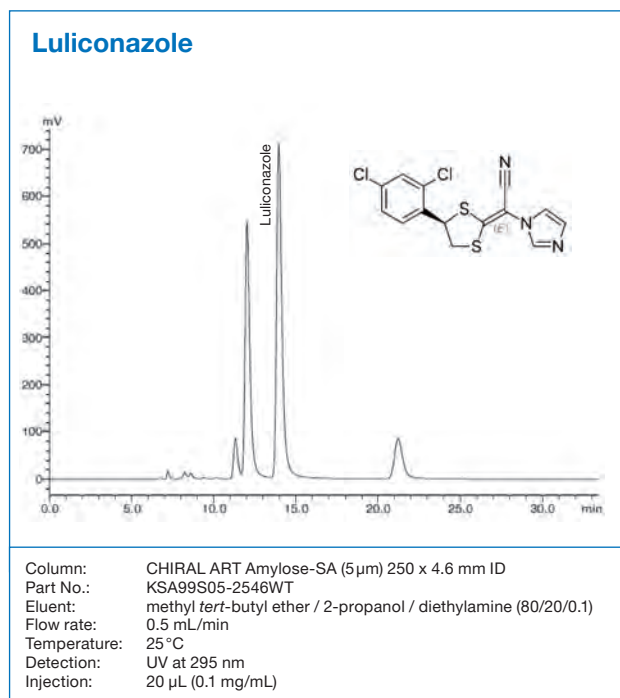
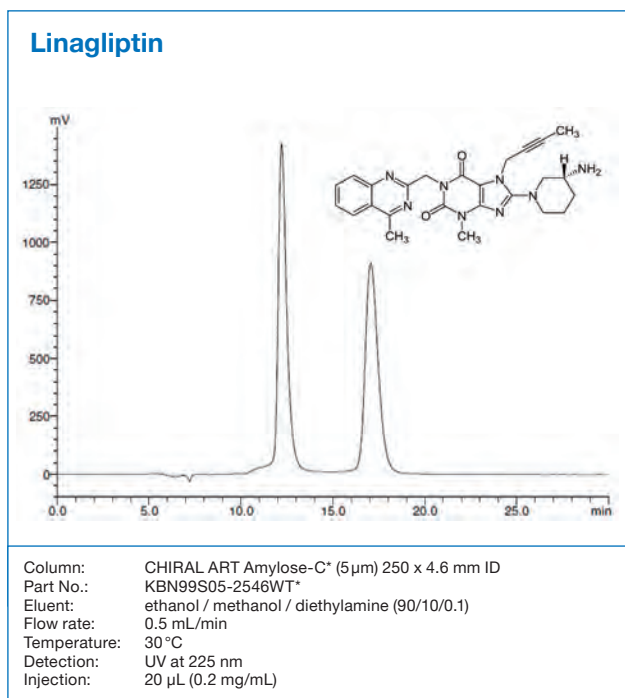
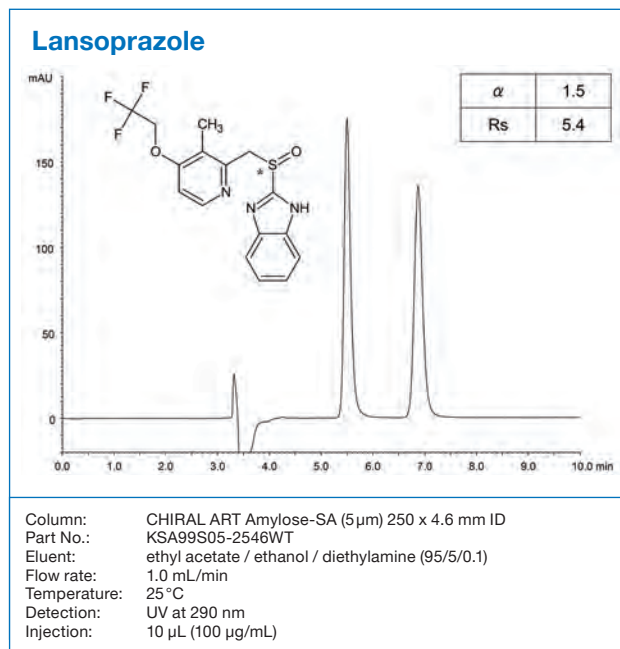
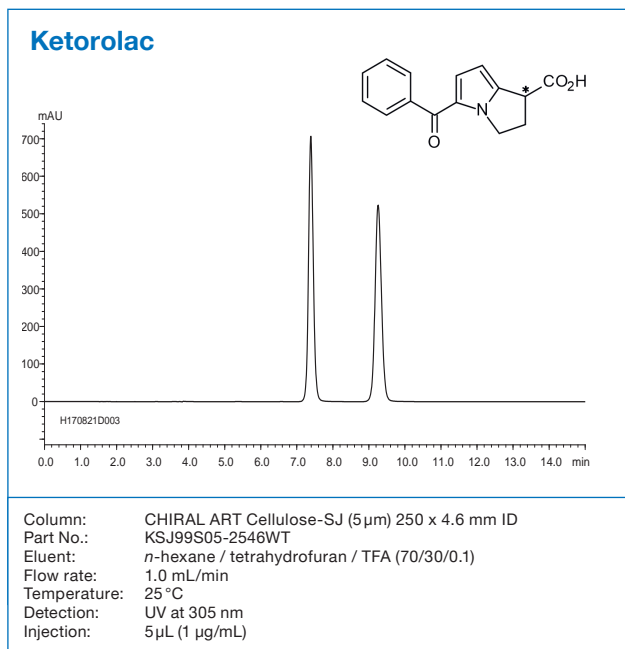
Column: CHIRAL ART Cellulose-SB (5  $\mu$ m) 250 x 4.6 mm ID  
 Part No.: KSB99S05-2546WT  
 Eluent: *n*-hexane / 2-propanol / TFA (99/1/0.1)  
 Flow rate: 1.0 mL/min  
 Temperature: 25 °C  
 Detection: UV at 220 nm  
 Injection: 10  $\mu$ L (1 mg/mL)

### Ketoprofen



Column: CHIRAL ART Cellulose-SC (5  $\mu$ m) 250 x 4.6 mm ID  
 Part No.: KSC99S05-2546WT  
 Eluent: *n*-hexane / 2-propanol / TFA (90/10/0.1)  
 Flow rate: 1.0 mL/min  
 Temperature: 25 °C  
 Detection: UV at 254 nm  
 Injection: 10  $\mu$ L (0.1 mg/mL)

# Applications Pharmaceuticals (APIs)



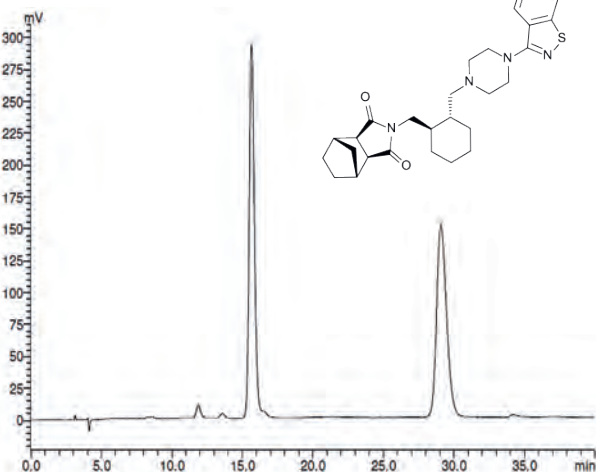
\* Application developed using formerly available CHIRAL ART Amylose-C column; part No. for current column CHIRAL ART Amylose-C Neo offering increased resolution



# Applications

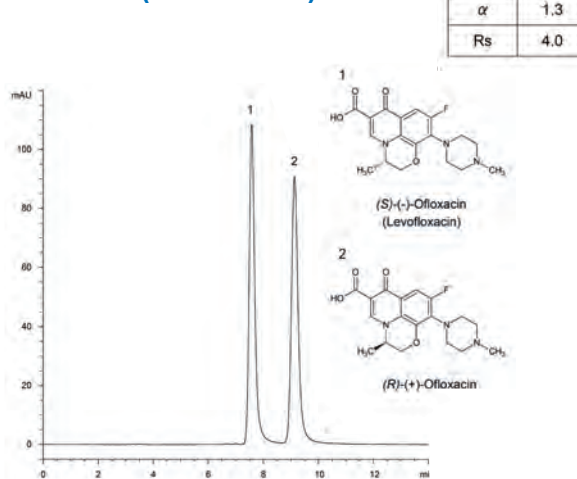
## Pharmaceuticals (APIs)

### Lurasidone



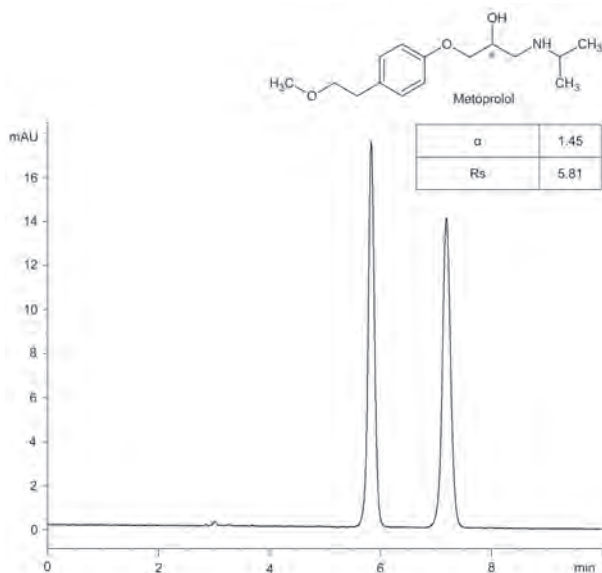
Column: CHIRAL ART Cellulose-SB (5  $\mu$ m) 250 x 4.6 mm ID  
 Part No.: KSB99S05-2546WT  
 Eluent: *n*-hexane / 2-propanol / diethylamine (90/10/0.2)  
 Flow rate: 1.0 mL/min  
 Temperature: 25 °C  
 Detection: UV at 230 nm  
 Injection: 20  $\mu$ L (0.5 mg/mL)

### Ofloxacin (Levofloxacin)



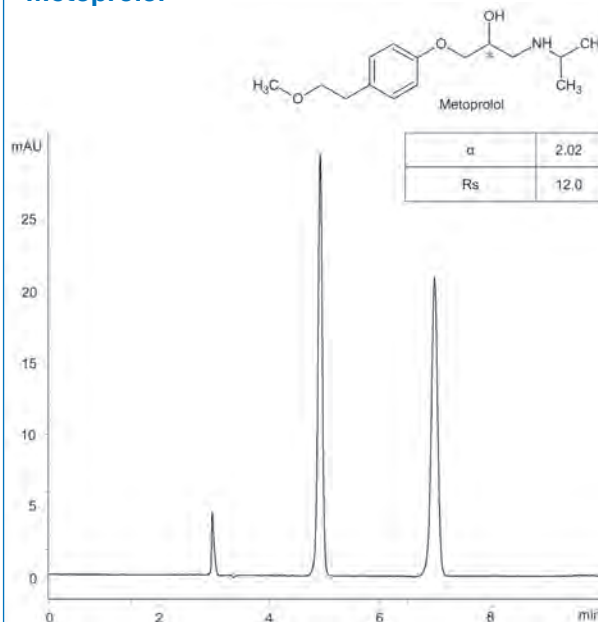
Column: CHIRAL ART Cellulose-SC (5  $\mu$ m) 250 x 4.6 mm ID  
 Part No.: KSC99S05-2546WT  
 Eluent: *tert*-butyl methyl ether / ethanol / acetic acid / ethylenediamine (50/50/0.1/0.1)  
 Flow rate: 1.0 mL/min  
 Temperature: 40 °C  
 Detection: UV at 300 nm  
 Injection: 5  $\mu$ L (0.1 mg/mL)

### Metoprolol



Column: CHIRAL ART Amylose-C\* (5  $\mu$ m) 250 x 4.6 mm ID  
 Part No.: KBN99S05-2546WT\*  
 Eluent: *n*-hexane / ethanol / ethanolamine (80/20/0.1)  
 Flow rate: 1.0 mL/min  
 Temperature: 25 °C  
 Detection: UV at 254 nm  
 Injection: 5  $\mu$ L (1 mg/mL)

### Metoprolol



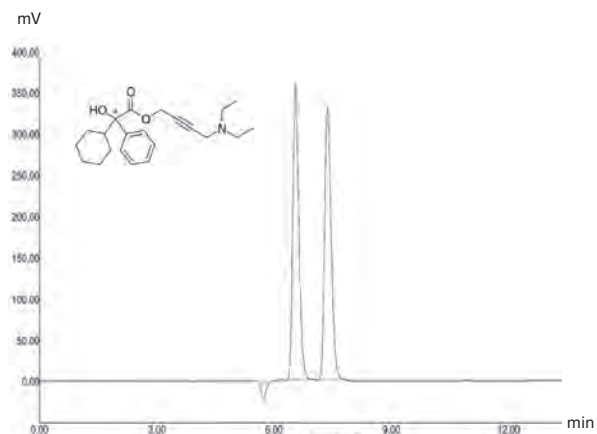
Column: CHIRAL ART Cellulose-C (5  $\mu$ m) 250 x 4.6 mm ID  
 Part No.: KCN99S05-2546WT  
 Eluent: *n*-hexane / ethanol / ethanolamine (90/10/0.1)  
 Flow rate: 1.0 mL/min  
 Temperature: 25 °C  
 Detection: UV at 254 nm  
 Injection: 5  $\mu$ L (1 mg/mL)

\*Application developed using formerly available CHIRAL ART Amylose-C column; part No. for current column CHIRAL ART Amylose-C Neo offering increased resolution



# Applications Pharmaceuticals (APIs)

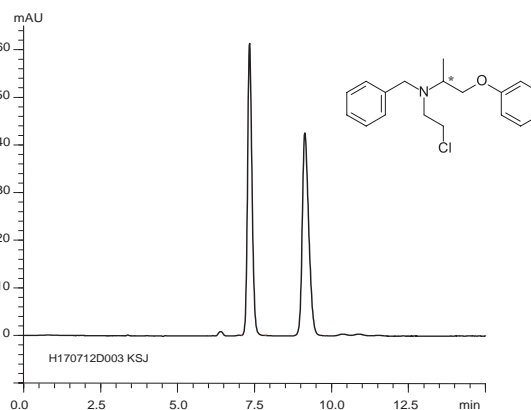
## Oxybutynin



Column: CHIRAL ART Amylose-SA (5  $\mu$ m) 250 x 4.6 mm ID  
 Part No.: KSA99S05-2546WT  
 Eluent: *n*-hexane / 2-propanol / diethylamine (90/10/0.1)  
 Flow rate: 0.8 mL/min  
 Temperature: 25 °C  
 Detection: UV at 220 nm  
 Injection: 20  $\mu$ L (0.5 mg/mL)

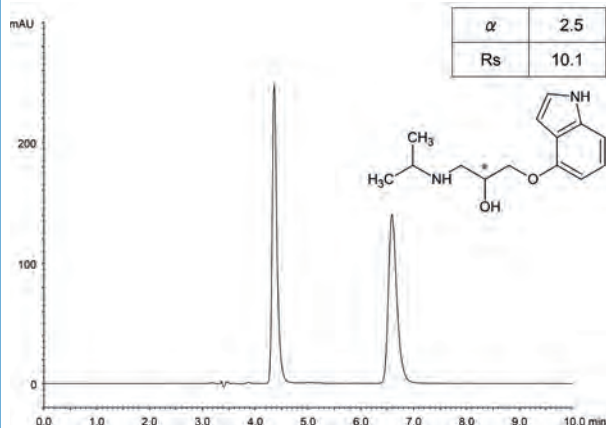
## Phenoxybenzamine

$\alpha$	1.41
Rs	5.59



Column: CHIRAL ART Cellulose-SJ (5  $\mu$ m) 250 x 4.6 mm ID  
 Part No.: KSJ99S05-2546WT  
 Eluent: *n*-hexane / ethanol / diethylamine (95/5/0.1)  
 Flow rate: 1.0 mL/min  
 Temperature: 25 °C  
 Detection: UV at 270 nm  
 Injection: 5  $\mu$ L (1 mg/mL)

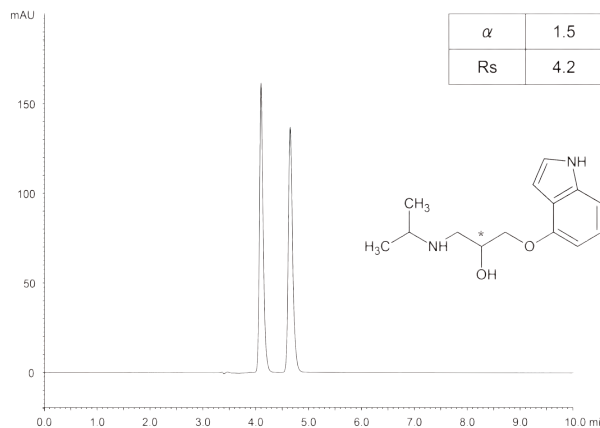
## Pindolol



$\alpha$	2.5
Rs	10.1

Column: CHIRAL ART Cellulose-SB (5  $\mu$ m) 250 x 4.6 mm ID  
 Part No.: KSB99S05-2546WT  
 Eluent: *n*-hexane / ethanol / diethylamine (40/60/0.1)  
 Flow rate: 1.0 mL/min  
 Temperature: 25 °C  
 Detection: UV at 265 nm  
 Injection: 10  $\mu$ L (100  $\mu$ g/mL)

## Pindolol



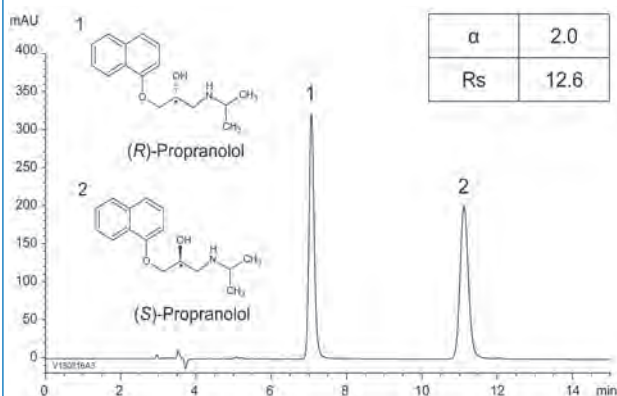
$\alpha$	1.5
Rs	4.2

Column: CHIRAL ART Cellulose-SB (5  $\mu$ m) 250 x 4.6 mm ID  
 Part No.: KSB99S05-2546WT  
 Eluent: methanol / diethylamine (100/0.1)  
 Flow rate: 1.0 mL/min  
 Temperature: 25 °C  
 Detection: UV at 265 nm  
 Injection: 10  $\mu$ L (100  $\mu$ g/mL)

# Applications

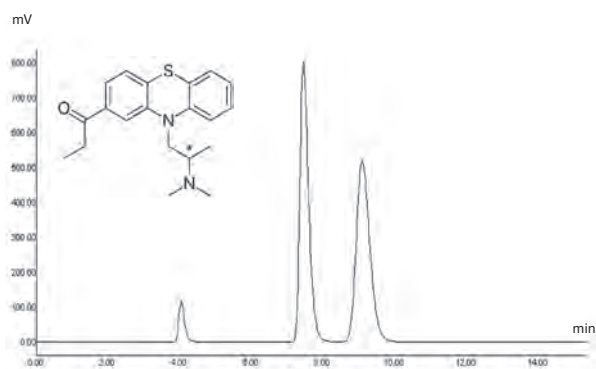
## Pharmaceuticals (APIs)

### Propranolol



Column: CHIRAL ART Cellulose-C (5  $\mu$ m) 250 x 4.6 mm ID  
 Part No.: KCN99S05-2546WT  
 Eluent: *n*-hexane / 2-propanol / diethylamine (80/20/0.1)  
 Flow rate: 1.0 mL/min  
 Temperature: 25 °C  
 Detection: UV at 230 nm  
 Injection: 10  $\mu$ L (0.1 mg/mL)

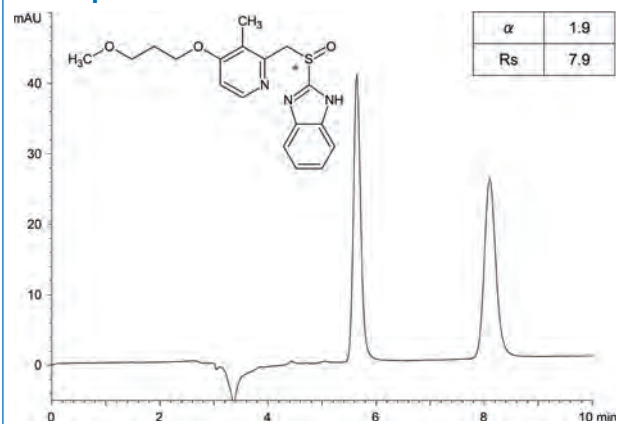
### Propiomazine



Column: CHIRAL ART Amylose-C\* (5  $\mu$ m) 250 x 4.6 mm ID  
 Part No.: KBN99S05-2546WT\*  
 Eluent: methanol / diethylamine (100/0.1)  
 Flow rate: 0.7 mL/min  
 Temperature: 25 °C  
 Detection: UV at 254 nm  
 Injection: 20  $\mu$ L (0.5 mg/mL)

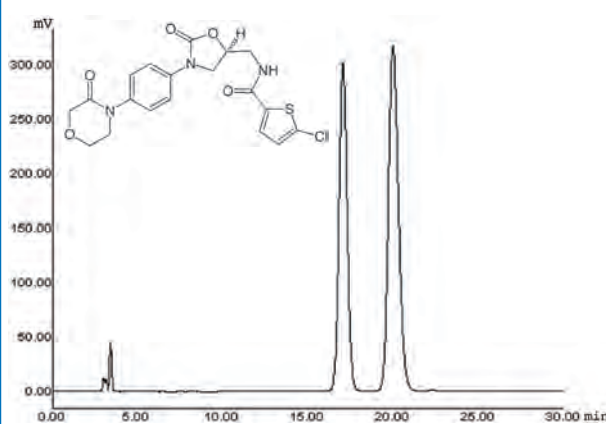
\*Application developed using formerly available CHIRAL ART Amylose-C column; part No. for current column CHIRAL ART Amylose-C Neo offering increased resolution

### Rabeprazole



Column: CHIRAL ART Cellulose-SC (5  $\mu$ m) 250 x 4.6 mm ID  
 Part No.: KSC99S05-2546WT  
 Eluent: ethyl acetate / 2-propanol / diethylamine (95/5/0.1)  
 Flow rate: 1.0 mL/min  
 Temperature: 25 °C  
 Detection: UV at 290 nm  
 Injection: 5  $\mu$ L (100  $\mu$ g/mL)

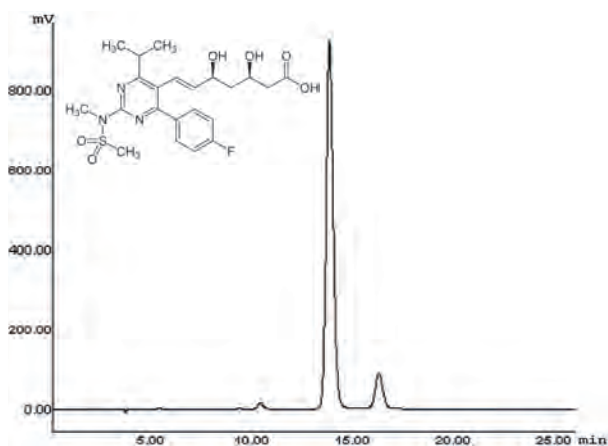
### Rivaroxaban



Column: CHIRAL ART Cellulose-SB (5  $\mu$ m) 250 x 4.6 mm ID  
 Part No.: KSB99S05-2546WT  
 Eluent: *n*-hexane / ethanol / trifluoroacetic acid (50/50/0.1)  
 Flow rate: 1.0 mL/min  
 Temperature: 35 °C  
 Detection: UV at 250 nm  
 Injection: 20  $\mu$ L (0.5 mg/mL)

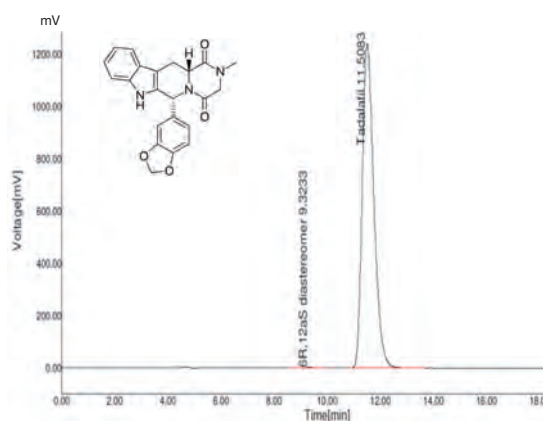
# Applications Pharmaceuticals (APIs)

## Rosuvastatin



Column: CHIRAL ART Cellulose-SB (5  $\mu$ m) 250 x 4.6 mm ID  
 Part No.: KSB99S05-2546WT  
 Eluent: *n*-hexane / ethanol / trifluoroacetic acid (85/15/0.1)  
 Flow rate: 1.0 mL/min  
 Temperature: 25 °C  
 Detection: UV at 242 nm  
 Injection: 20  $\mu$ L (0.5 mg/mL)

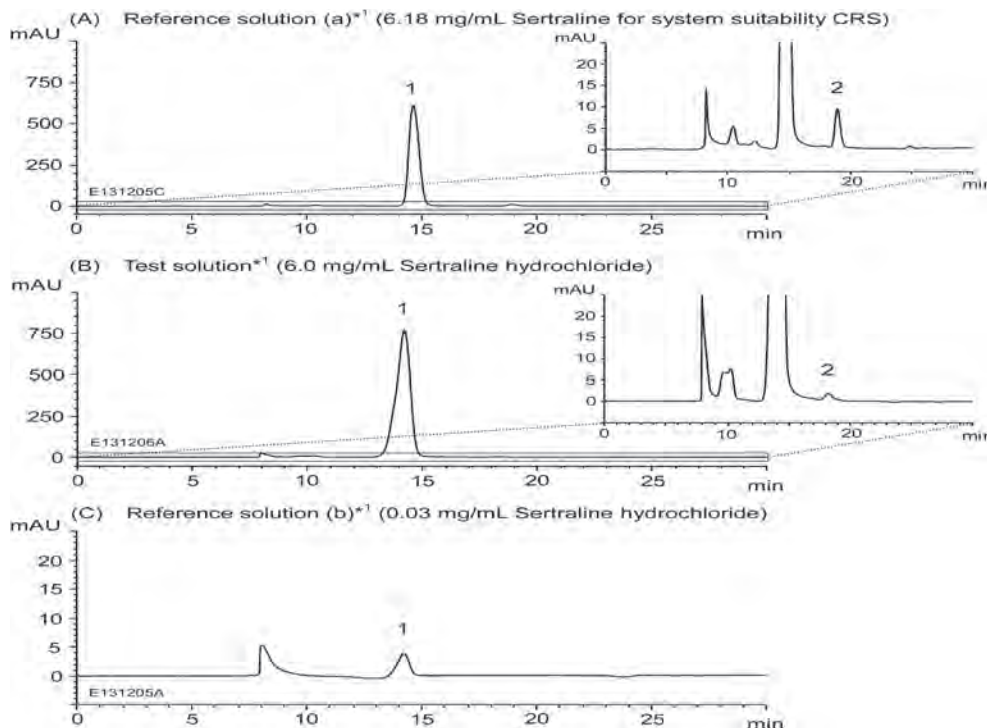
## Tadalafil



Column: CHIRAL ART Amylose-C\* (5  $\mu$ m) 250 x 4.6 mm ID  
 Part No.: KBN99S05-2546WT\*  
 Eluent: *n*-hexane / 2-propanol (50/50)  
 Flow rate: 0.75 mL/min  
 Temperature: 30 °C  
 Detection: UV at 222 nm  
 Injection: 10  $\mu$ L (0.5 mg/mL in *n*-hexane/2-propanol/acetonitrile (40/40/20))

\* Application developed using formerly available CHIRAL ART Amylose-C column; part No. for current column CHIRAL ART Amylose-C Neo offering increased resolution

## Sertraline hydrochloride (The European Pharmacopeia)



\*1 Test solution and Reference solution were prepared from Sertraline hydrochloride supplied as a reagent for laboratory use.

Column: CHIRAL ART Amylose-C\* (5  $\mu$ m) 250 x 4.6 mm ID  
 Part No.: KBN99S05-2546WT\*  
 Eluent: mixture\*2 / *n*-hexane (70/30)  
 Flow rate: \*2 *n*-hexane / 2-propanol / diethylamine (75/25/1)  
 0.4 mL/min

Temperature: 25 °C  
 Detection: UV at 275 nm  
 Injection: 20  $\mu$ L

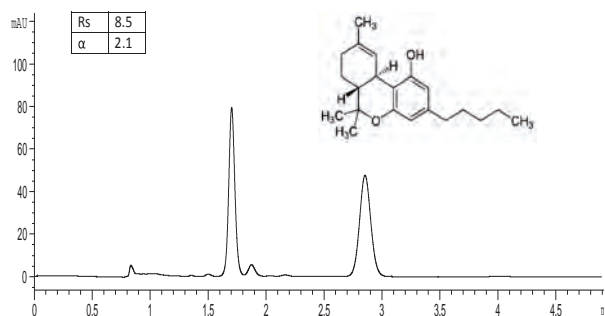
(The draft for The European Pharmacopeia, Enantiomeric purity)

\* Application developed using formerly available CHIRAL ART Amylose-C column; part No. for current column CHIRAL ART Amylose-C Neo offering increased resolution

# Applications

## Pharmaceuticals (APIs)

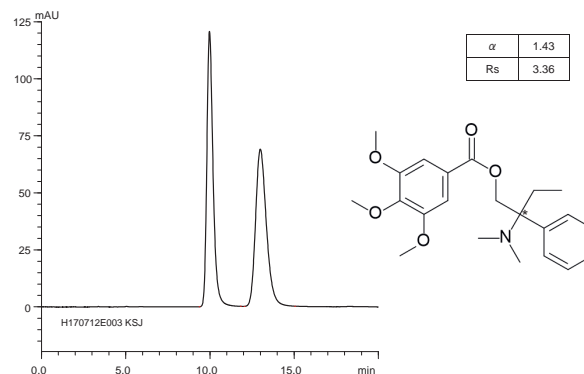
### Tetrahydrocannabinol



Column: CHIRAL ART Amylose-C\* (3  $\mu$ m) 150 x 3.0 mm ID  
 Part No.: KBN99S03-1503WT\*  
 Eluent: *n*-heptane / 2-propanol (92/8)  
 Flow rate: 1.0 mL/min  
 Temperature: 40 °C  
 Detection: UV at 228 nm  
 Injection: 10  $\mu$ L (50  $\mu$ g/mL)

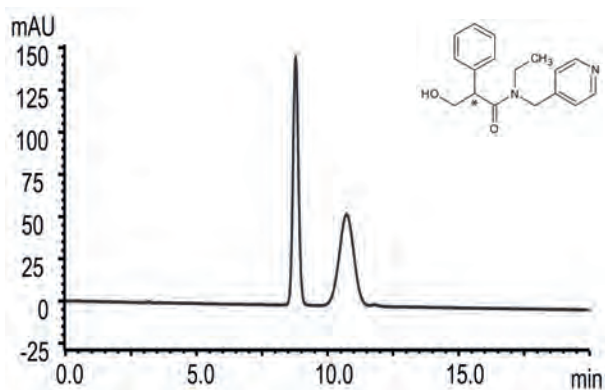
\*Application developed using formerly available CHIRAL ART Amylose-C column; part No. for current column CHIRAL ART Amylose-C Neo offering increased resolution

### Trimebutine



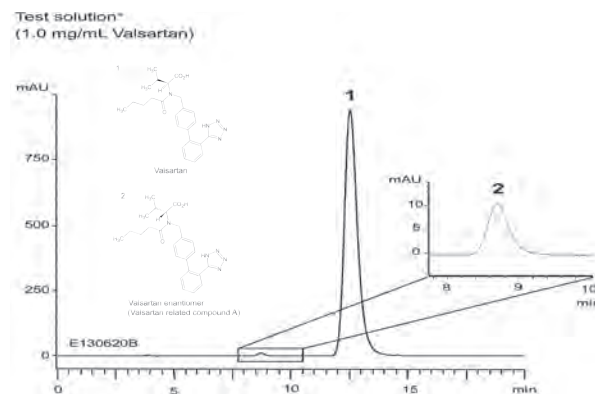
Column: CHIRAL ART Cellulose-SJ (5  $\mu$ m) 250 x 4.6 mm ID  
 Part No.: KSJ99S05-2546WT  
 Eluent: *n*-hexane / ethanol / diethylamine (95/5/0.1)  
 Flow rate: 1.0 mL/min  
 Temperature: 25 °C  
 Detection: UV at 265 nm  
 Injection: 5  $\mu$ L (1 mg/mL)

### Tropicamide



Column: CHIRAL ART Cellulose-SC (5  $\mu$ m) 250 x 4.6 mm ID  
 Part No.: KSC99S05-2546WT  
 Eluent: *n*-hexane / ethanol / diethylamine (55/45/0.1)  
 Flow rate: 1.0 mL/min  
 Temperature: 25 °C  
 Detection: UV at 254 nm  
 Injection: 10  $\mu$ L (1 mg/mL)

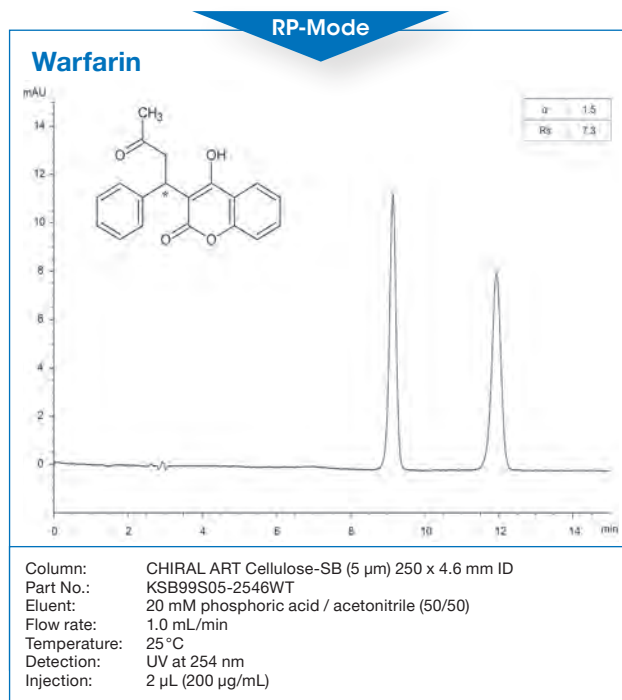
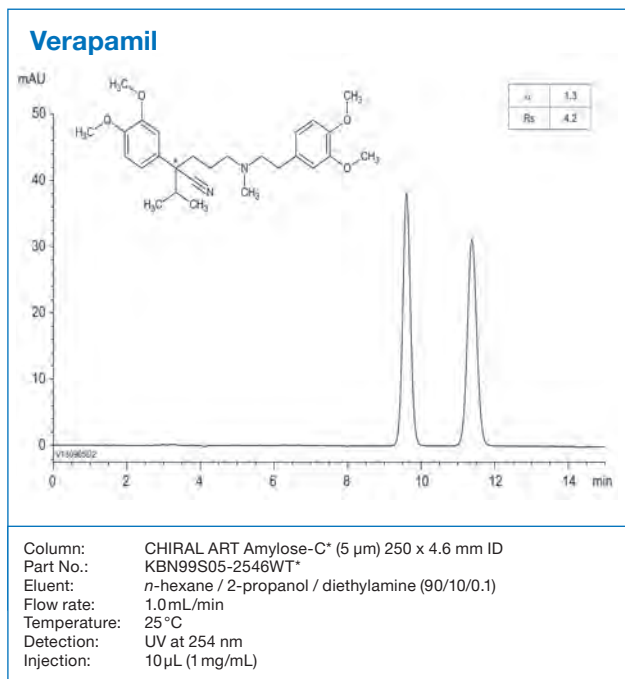
### Valsartan (The United States Pharmacopeia)



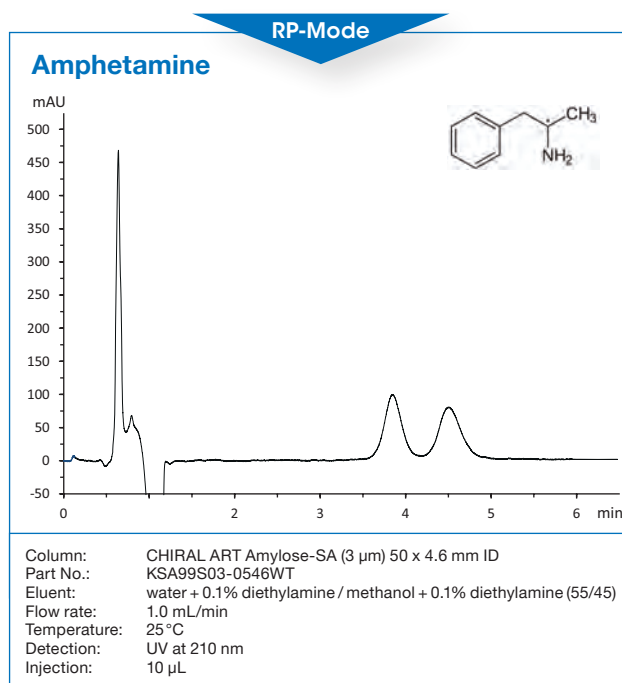
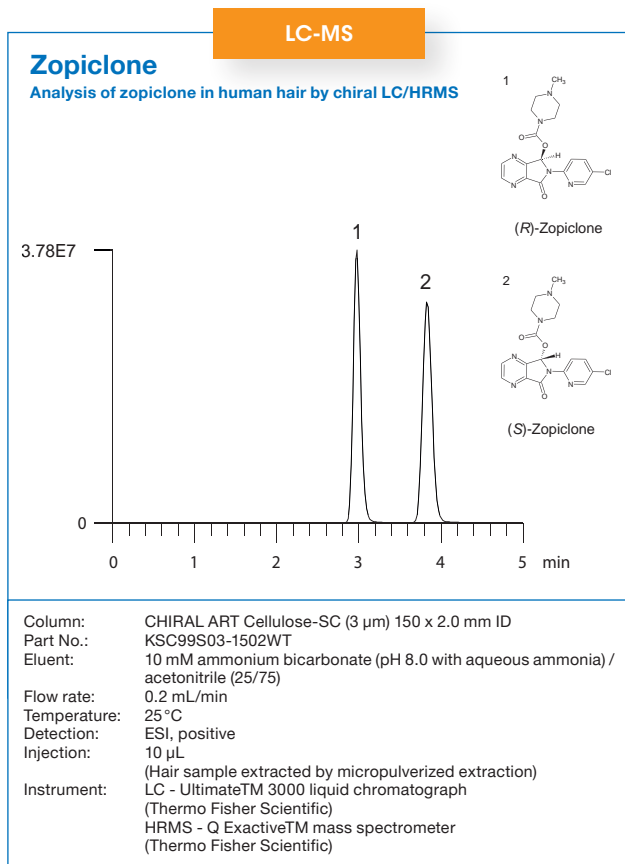
\* Test solution was prepared from Valsartan supplied as a reagent for laboratory use.

Column: CHIRAL ART Cellulose-C (5  $\mu$ m) 250 x 4.6 mm ID  
 Part No.: KCN99S05-2546WT  
 Eluent: *n*-hexane / 2-propanol / trifluoroacetic acid (85/15/0.1)  
 Flow rate: 0.8 mL/min  
 Temperature: 25 °C  
 Detection: UV at 230 nm  
 Injection: 10  $\mu$ L  
 (The United States Pharmacopeia 34<sup>th</sup>, Related compounds)

# Applications Pharmaceuticals (APIs)



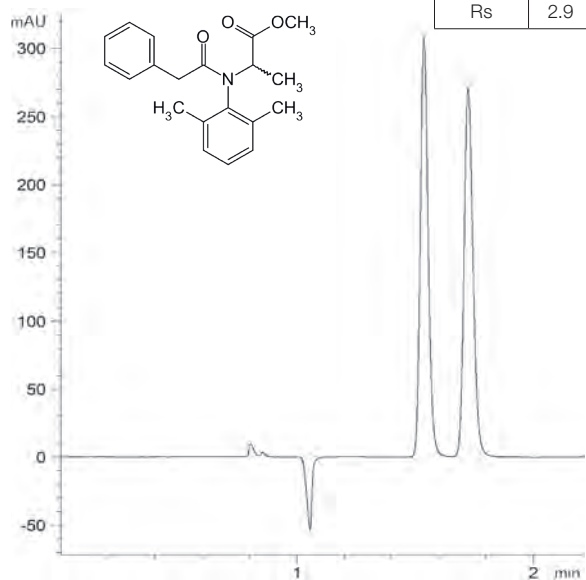
\*Application developed using formerly available CHIRAL ART Amylose-C column; part No. for current column CHIRAL ART Amylose-C Neo offering increased resolution



# Applications

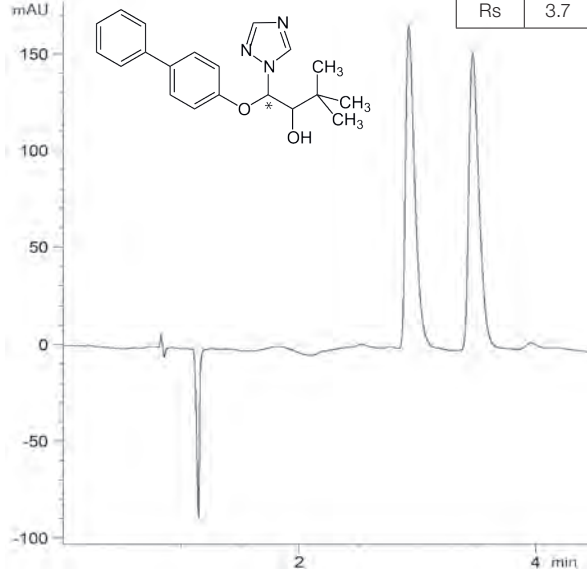
## Pesticides

### Benalaxyl



Column: CHIRAL ART Cellulose-C (3  $\mu$ m) 150 x 3.0 mm ID  
 Part No.: KCN99S03-1503WT  
 Eluent: *n*-hexane / 2-propanol / diethylamine (80/20/0.1)  
 Flow rate: 1.0 mL/min  
 Temperature: 25 °C  
 Detection: UV at 220 nm  
 Injection: 2  $\mu$ L (1 mg/mL)

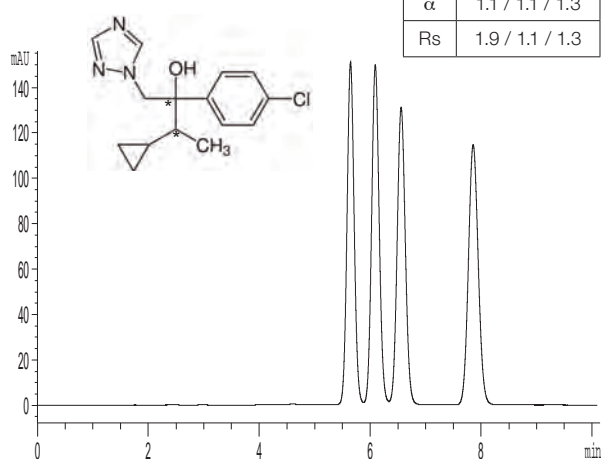
### Bitertanol



Column: CHIRAL ART Cellulose-C (3  $\mu$ m) 150 x 3.0 mm ID  
 Part No.: KCN99S03-1503WT  
 Eluent: *n*-hexane / 2-propanol / diethylamine (95/5/0.1)  
 Flow rate: 1.0 mL/min  
 Temperature: 40 °C  
 Detection: UV at 220 nm  
 Injection: 5  $\mu$ L (1.25 mg/mL)

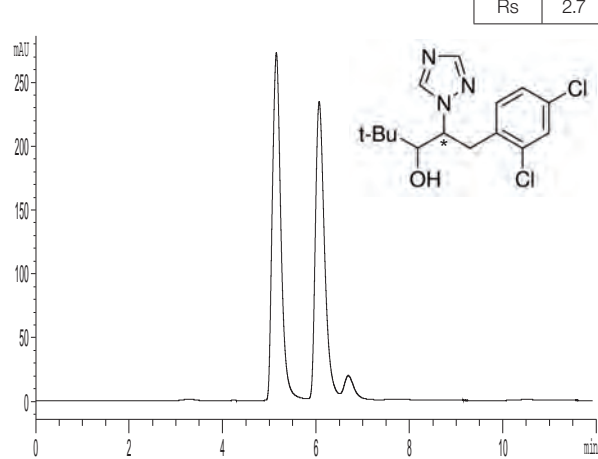
### RP-Mode

### Cyproconazole



Column: CHIRAL ART Cellulose-SC (5  $\mu$ m) 250 x 4.6 mm ID  
 Part No.: KSC99S05-2546WT  
 Eluent: water / acetonitrile (48/52)  
 Flow rate: 1.2 mL/min  
 Temperature: 25 °C  
 Detection: UV at 220 nm  
 Injection: 10  $\mu$ L (1 mg/mL)

### Diclobutrazole



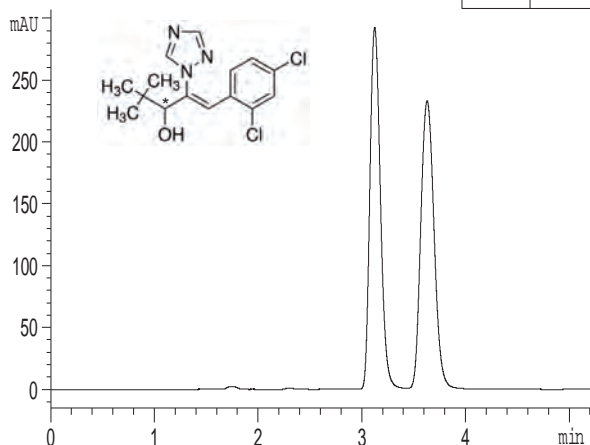
Column: CHIRAL ART Cellulose-SB (5  $\mu$ m) 250 x 4.6 mm ID  
 Part No.: KSB99S05-2546WT  
 Eluent: *n*-hexane / 2-propanol / diethylamine (95/5/0.1)  
 Flow rate: 0.7 mL/min  
 Temperature: 10 °C  
 Detection: UV at 220 nm  
 Injection: 10  $\mu$ L (1 mg/mL)

# Applications Pesticides

RP-Mode

## Diniconazole

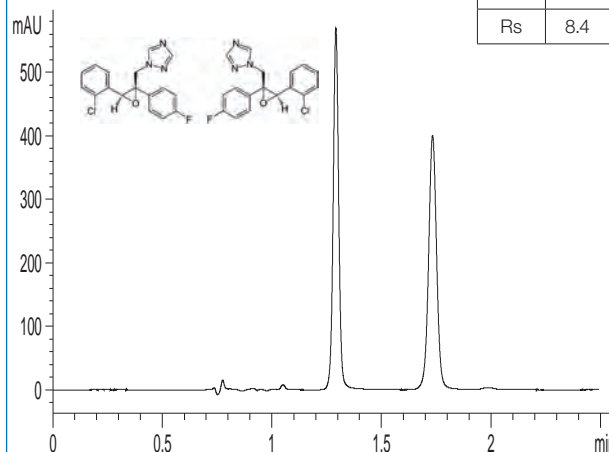
$\alpha$	1.3
$R_s$	2.4



Column: CHIRAL ART Amylose-SA (3  $\mu$ m) 150 x 3.0 mm ID  
 Part No.: KSA99S03-1503WT  
 Eluent: *n*-hexane / ethanol (90/10)  
 Flow rate: 0.5 mL/min  
 Temperature: 25 °C  
 Detection: UV at 220 nm  
 Injection: 2  $\mu$ L (1 mg/mL)

## Epoxiconazole

$\alpha$	1.3
$R_s$	8.4

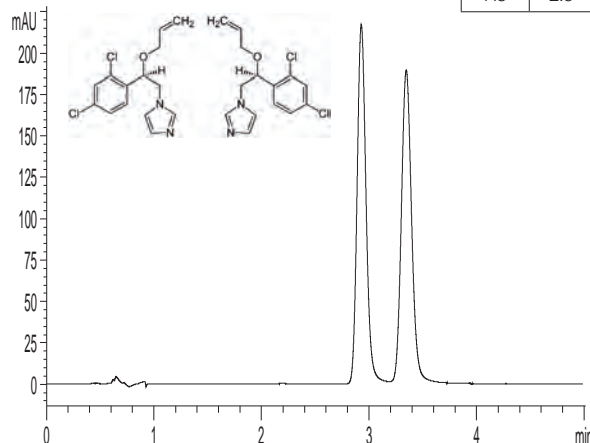


Column: CHIRAL ART Cellulose-SB (3  $\mu$ m) 150 x 3.0 mm ID  
 Part No.: KSB99S03-1503WT  
 Eluent: 20mM  $\text{NH}_4\text{HCO}_3$  / acetonitrile / diethylamine (30/70/0.1)  
 Flow rate: 1.0 mL/min  
 Temperature: 25 °C  
 Detection: UV at 220 nm  
 Injection: 1  $\mu$ L (1 mg/mL)

RP-Mode

## Enilconazole

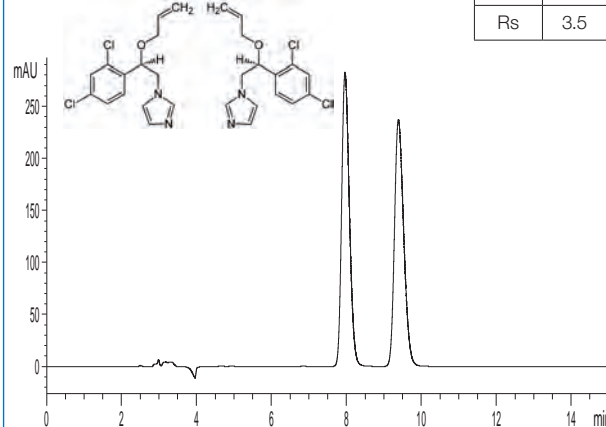
$\alpha$	1.2
$R_s$	2.6



Column: CHIRAL ART Cellulose-SC (3  $\mu$ m) 50 x 4.6 mm ID  
 Part No.: KSC99S03-0546WT  
 Eluent: *n*-hexane / ethanol (90 /10)  
 Flow rate: 1.0 mL/min  
 Temperature: 25 °C  
 Detection: UV at 220 nm  
 Injection: 1  $\mu$ L (1 mg/mL)

## Enilconazole

$\alpha$	1.3
$R_s$	3.5



Column: CHIRAL ART Cellulose-SJ (5  $\mu$ m) 250 x 4.6 mm ID  
 Part No.: KSJ99S05-2546WT  
 Eluent: water / methanol / diethylamine (25/75/0.1)  
 Flow rate: 1.0 mL/min  
 Temperature: 35 °C  
 Detection: UV at 220 nm  
 Injection: 10  $\mu$ L (1 mg/mL)



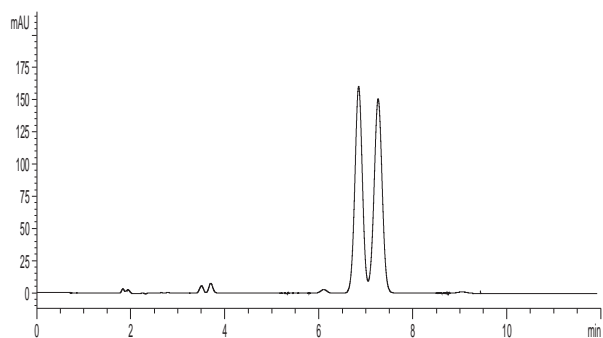
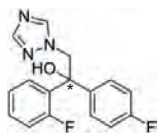
# Applications

## Pesticides

RP-Mode

## Flutriafol

$\alpha$	1.1
Rs	1.4

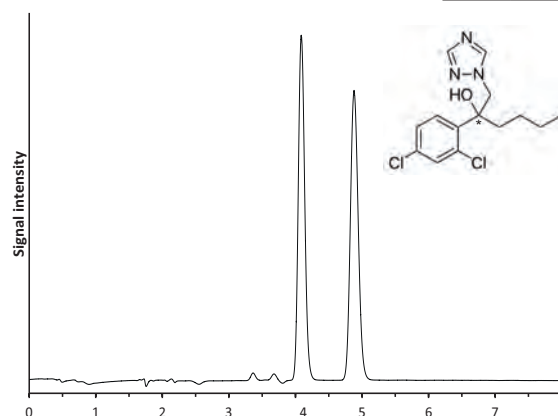
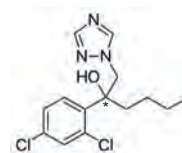


Column: CHIRAL ART Cellulose-SB (5  $\mu$ m) 250 x 4.6 mm ID  
 Part No.: KSB99S05-2546WT  
 Eluent: 20 mM  $\text{NH}_4\text{HCO}_3$  / acetonitrile / diethylamine (60/40/0.1)  
 Flow rate: 1.5 mL/min  
 Temperature: 25  $^\circ\text{C}$   
 Detection: UV at 220 nm  
 Injection: 5  $\mu\text{L}$  (1mg/mL)

RP-Mode

## Hexaconazole

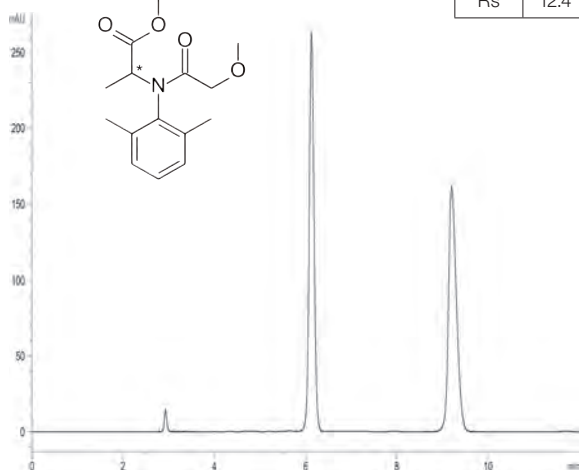
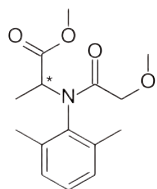
$\alpha$	4.0
Rs	1.35



Column: CHIRAL ART Cellulose-SZ (5  $\mu$ m) 150 x 4.6 mm ID  
 Part No.: KSZ99S05-1546WT  
 Eluent: 20 mM  $\text{NH}_4\text{HCO}_3$  / acetonitrile / diethylamine (40/60/0.1)  
 Flow rate: 1.0 mL/min  
 Temperature: 25  $^\circ\text{C}$   
 Detection: UV at 220 nm  
 Injection: 5  $\mu\text{L}$  (1 mg/mL in 20 mM  $\text{NH}_4\text{HCO}_3$  / acetonitrile / diethylamine (50/50/0.1))

## Metalaxyl

$\alpha$	1.64
Rs	12.4

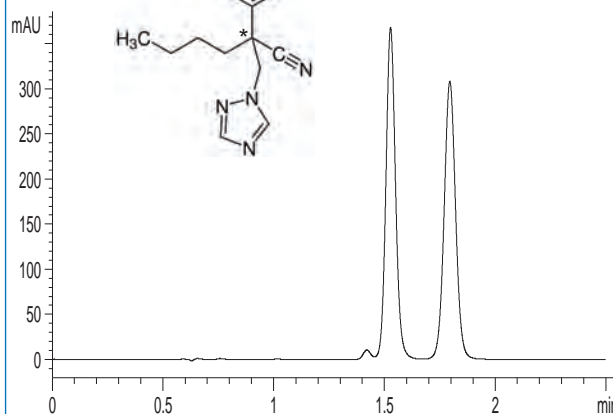
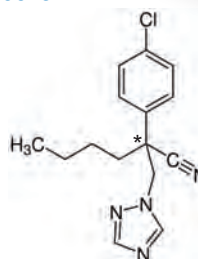


Column: CHIRAL ART Cellulose-SB (5  $\mu$ m) 250 x 4.6 mm ID  
 Part No.: KSB99S05-2546WT  
 Mobile Phase: THF / *n*-hexane (30/70, premixed)  
 Flow Rate: 1.0 mL/min  
 Detection: UV at 230 nm  
 Temperature: 25  $^\circ\text{C}$   
 Injection: 20  $\mu\text{L}$  (1 mg/mL dissolved in mobile phase)  
 Sample: Metalaxyl (PESTANAL<sup>®</sup>, Sigma-Aldrich)

RP-Mode

## Myclobutanil

$\alpha$	1.3
Rs	3.1



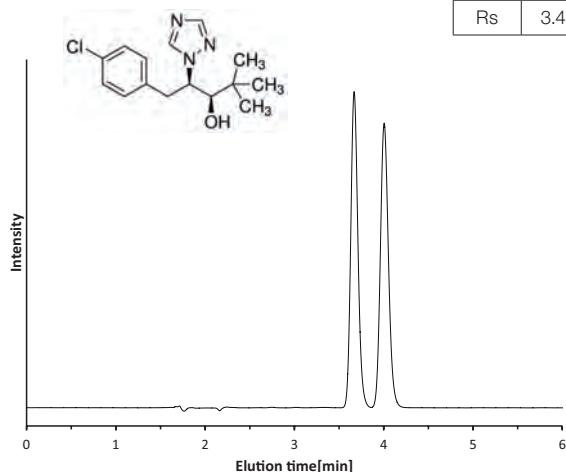
Column: CHIRAL ART Cellulose-SB (3  $\mu$ m) 50 x 4.6 mm ID  
 Part No.: KSB99S03-0546WT  
 Eluent: water / acetonitrile (45 / 55)  
 Flow rate: 1.0 mL/min  
 Temperature: 30  $^\circ\text{C}$   
 Detection: UV at 220 nm  
 Injection: 1  $\mu\text{L}$  (1 mg/mL)



# Applications Pesticides

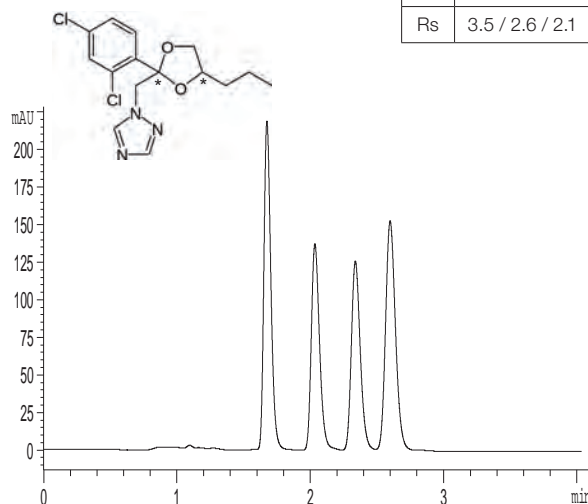
## RP-Mode

### Paclobutrazol



Column: CHIRAL ART Cellulose-SZ (5  $\mu$ m) 150 x 4.6 mm ID  
 Part No.: KSZ99S05-1546WT  
 Eluent: 20 mM  $\text{NH}_4\text{HCO}_3$  / acetonitrile / diethylamine (50/50/0.1)  
 Flow rate: 1.0 mL/min  
 Temperature: 25  $^\circ\text{C}$   
 Detection: UV at 220 nm  
 Injection: 5  $\mu$ L (1 mg/mL in eluent)

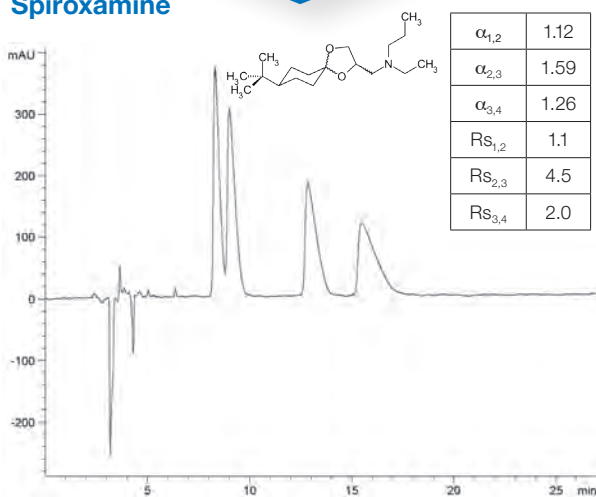
### Propiconazole



Column: CHIRAL ART Cellulose-C (3  $\mu$ m) 150 x 3.0 mm ID  
 Part No.: KCN99S03-1503WT  
 Eluent: *n*-hexane / 2-propanol (75/25)  
 Flow rate: 1.0 mL/min  
 Temperature: 10  $^\circ\text{C}$   
 Detection: UV at 220 nm  
 Injection: 5  $\mu$ L (1 mg/mL)

## RP-Mode

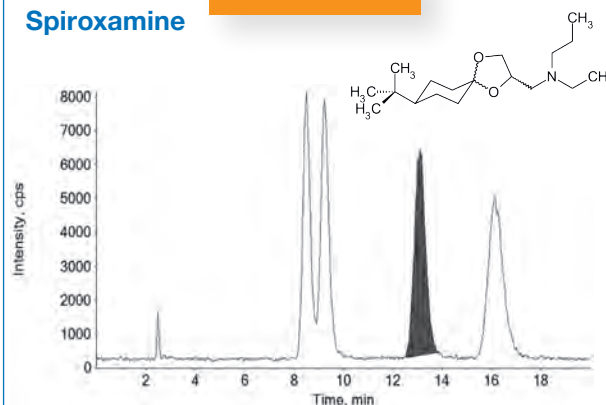
### Spiroxamine



Column: CHIRAL ART Amylose-SA (3  $\mu$ m) 150 x 3.0 mm ID  
 Part No.: KSA99S03-1503WT  
 Eluent: water / ethanol / diethylamine (27.5/72.5/0.1)  
 Flow rate: 0.25 ml/min  
 Temperature: 30  $^\circ\text{C}$   
 Detection: UV at 210 nm  
 Injection: 10  $\mu$ L (10 mg/mL)

## LC-MS

### Spiroxamine



By courtesy of Sven Stuke, Bayer AG, Division Cropscience

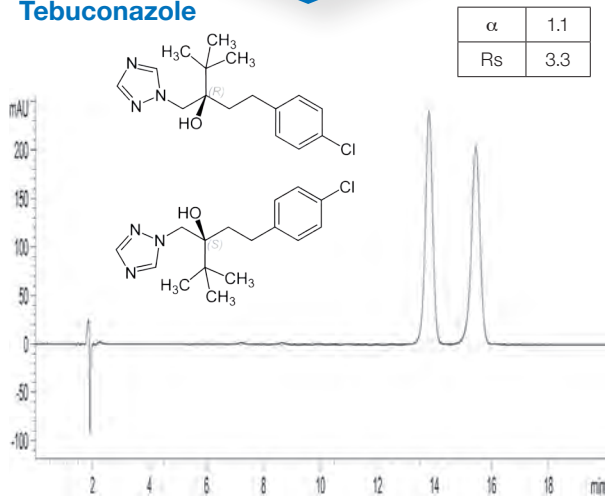
Column: CHIRAL ART Amylose-SA (3  $\mu$ m) 150 x 3.0 mm ID  
 Part No.: KSA99S03-1503WT  
 Eluent: A/B (25/75)  
 A: water / ethanol +10 mM ammonium carbonate (90/10)  
 B: water / ethanol +10 mM ammonium carbonate (10/90)  
 Flow rate: 0.3 ml/min  
 Temperature: 30  $^\circ\text{C}$   
 Detection: ESI-MS/MS  
 Injection: 1  $\mu$ L (1  $\mu$ g/L)  
 post-column make-up via T-piece with 0.3 mL/min 1 % formic acid in water/  
 methanol 50/50.

# Applications

## Pesticides

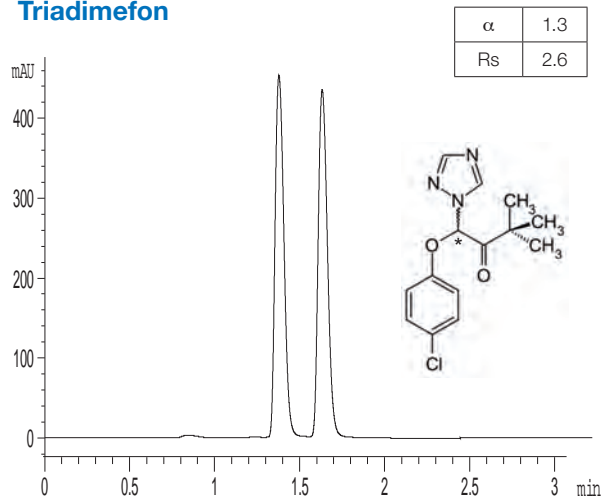
RP-Mode

### Tebuconazole



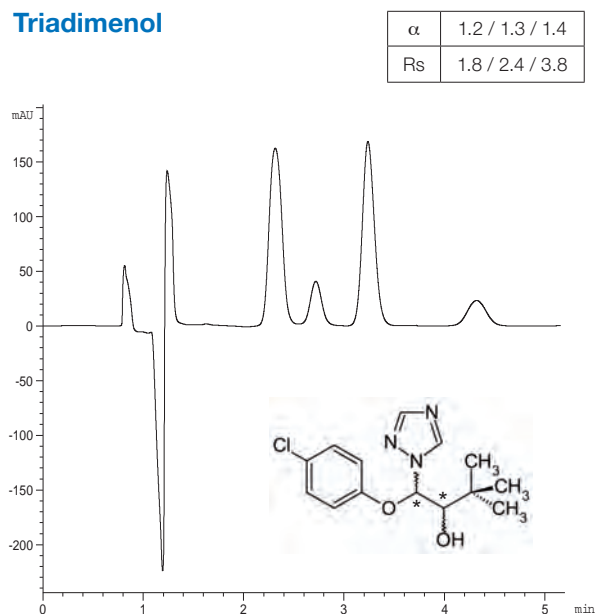
Column: CHIRAL ART Cellulose-SC (3  $\mu$ m) 150 x 3.0 mm ID  
 Part No.: KSC99S03-1503WT  
 Eluent: water / acetonitrile / formic acid (60/40/0.1)  
 Flow rate: 0.43 ml/min  
 Temperature: 25 °C  
 Detection: UV at 220 nm  
 Injection: 2  $\mu$ L (1 mg/mL)

### Triadimefon



Column: CHIRAL ART Cellulose-C (3  $\mu$ m) 150 x 3.0 mm ID  
 Part No.: KCN99S03-1503WT  
 Eluent: *n*-hexane / 2-propanol / diethylamine (95/5/0.1)  
 Flow rate: 1.0 mL/min  
 Temperature: 40 °C  
 Detection: UV at 220 nm  
 Injection: 5  $\mu$ L (1.25 mg/mL)

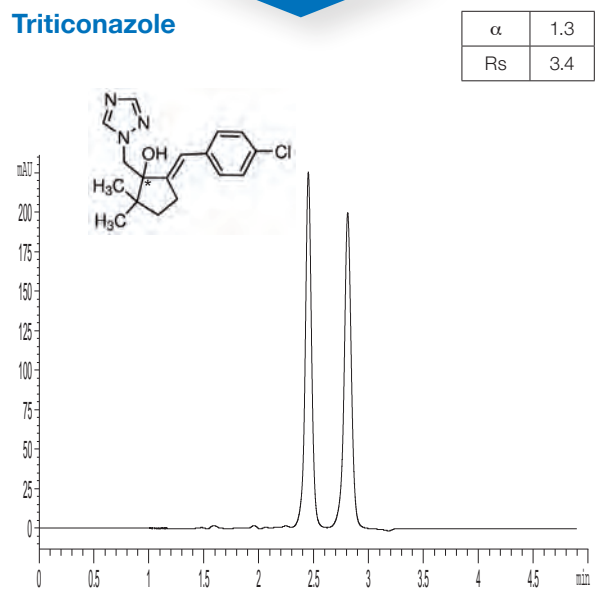
### Triadimenol



Column: CHIRAL ART Amylose-C\* (3  $\mu$ m) 150 x 3.0 mm ID  
 Part No.: KBN99S03-1503WT\*  
 Eluent: *n*-heptane / ethanol / diethylamine (92/8/0.1)  
 Flow rate: 1.0 mL/min  
 Temperature: 25 °C  
 Detection: UV at 220 nm  
 Injection: 5  $\mu$ L (1 mg/mL)

RP-Mode

### Triticonazole

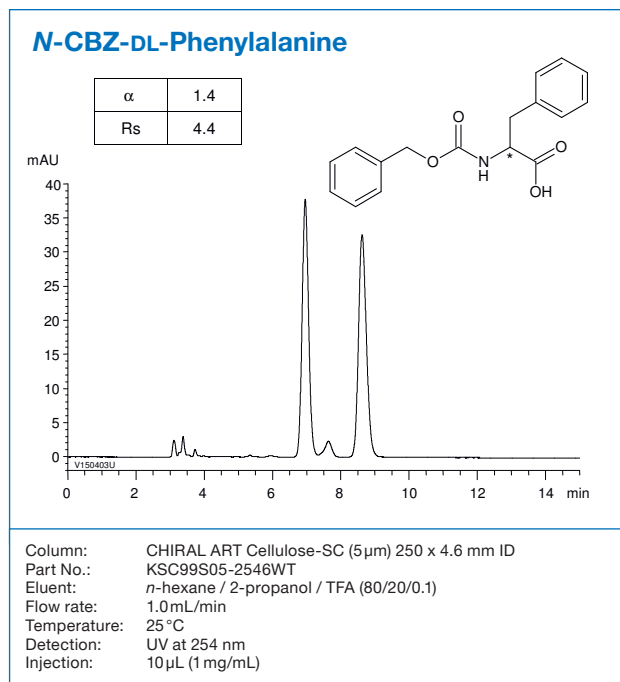
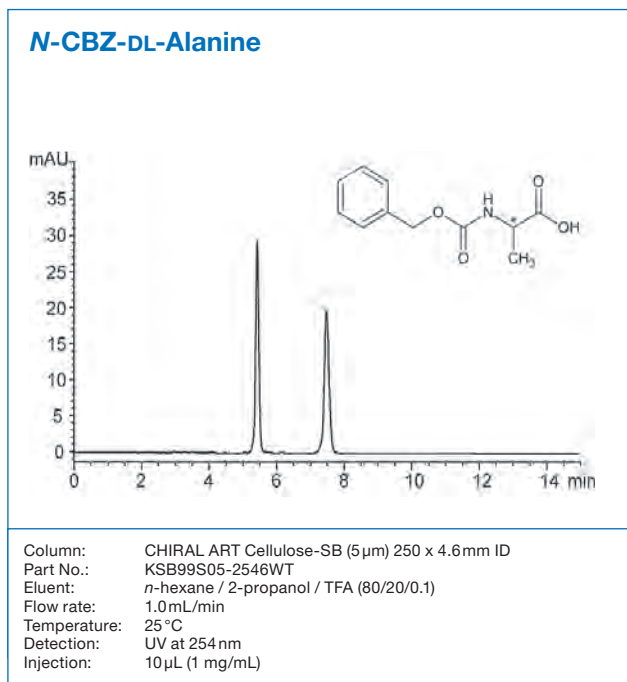
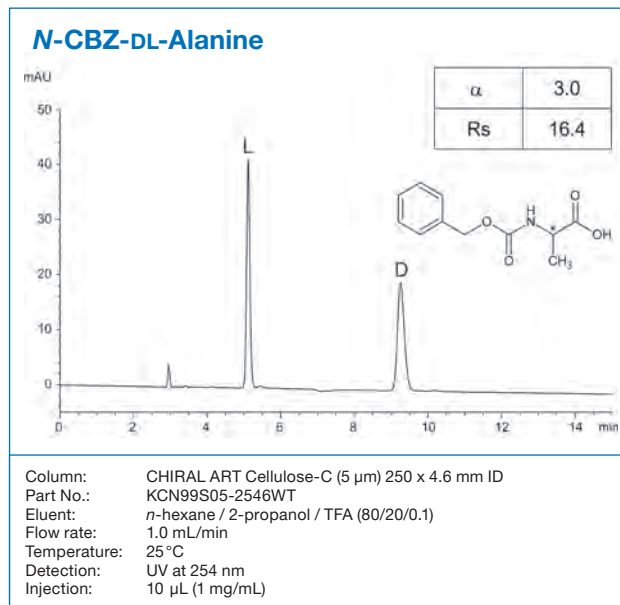
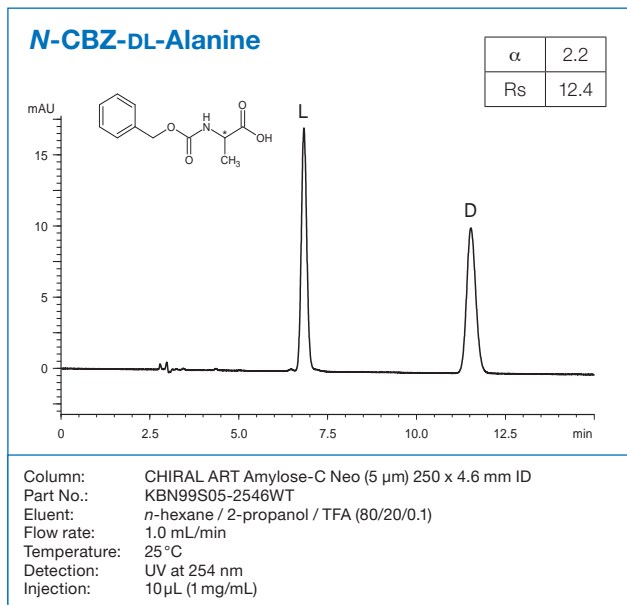


Column: CHIRAL ART Cellulose-SB (3  $\mu$ m) 150 x 3.0 mm ID  
 Part No.: KSB99S03-1503WT  
 Eluent: 20 mM  $\text{NH}_4\text{HCO}_3$  / acetonitrile / diethylamine (70/30/0.1)  
 Flow rate: 0.5 mL/min  
 Temperature: 25 °C  
 Detection: UV at 220 nm  
 Injection: 2  $\mu$ L (1 mg/mL)

\* Application developed using formerly available CHIRAL ART Amylose-C column;  
 part No. for current column CHIRAL ART Amylose-C Neo offering increased resolution

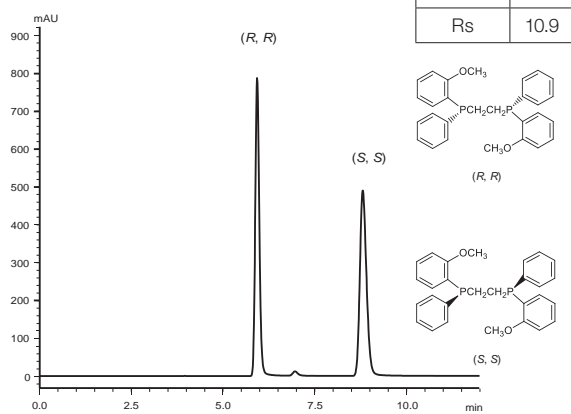
# Applications

## Amino Acids



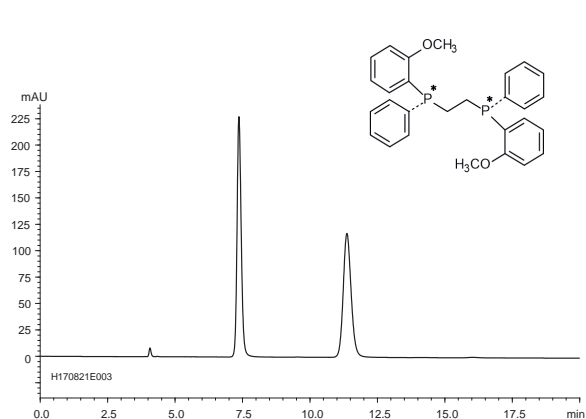
# Applications Specialties

## 1,2-Bis[(2-methoxyphenyl)phenylphosphino]ethane



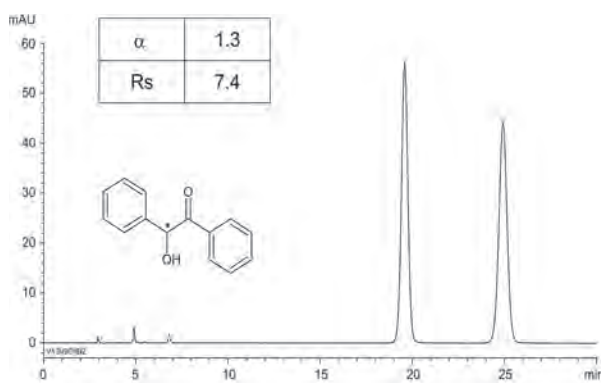
Column: CHIRAL ART Amylose-C Neo (5  $\mu$ m) 250 x 4.6 mm ID  
 Part No.: KBN99S05-2546WT  
 Eluent: *n*-hexane/2-propanol (90/10)  
 Flow rate: 1.0 mL/min  
 Temperature: 25 °C  
 Detection: UV at 285 nm  
 Injection: 10  $\mu$ L (0.5 mg/mL)

## 1,2-Bis[(2-methoxyphenyl)phenylphosphino]ethane (DIPAMP)



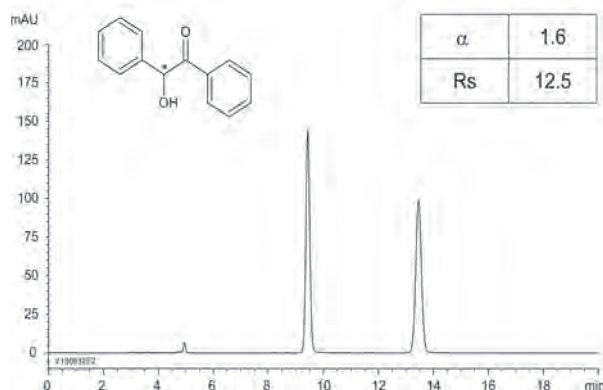
Column: CHIRAL ART Cellulose-SJ (5  $\mu$ m) 250 x 4.6 mm ID  
 Part No.: KSJ99S05-2546WT  
 Eluent: *n*-hexane / chloroform (80/20)  
 Flow rate: 1.0 mL/min  
 Temperature: 25 °C  
 Detection: UV at 290 nm  
 Injection: 5  $\mu$ L (1 mg/mL)

## Benzoin



Column: CHIRAL ART Amylose-C\* (5  $\mu$ m) 250 x 4.6 mm ID  
 Part No.: KBN99S05-2546WT\*  
 Eluent: *n*-hexane / 2-propanol (90/10)  
 Flow rate: 1.0 mL/min  
 Temperature: 25 °C  
 Detection: UV at 254 nm  
 Injection: 10  $\mu$ L (0.1 mg/mL)

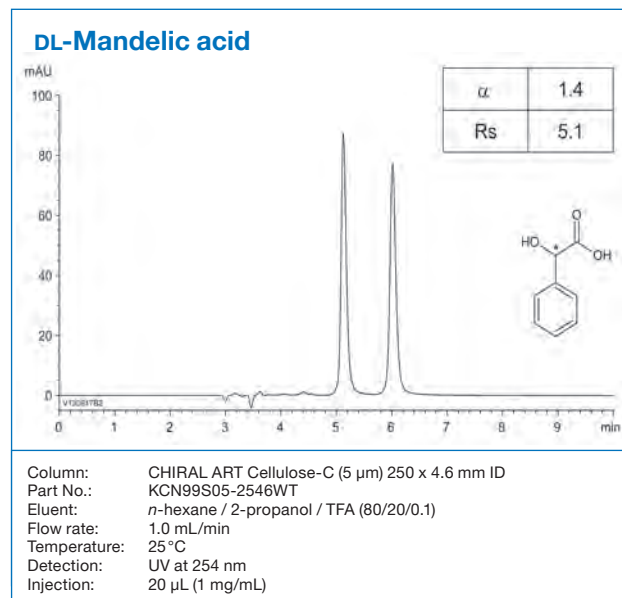
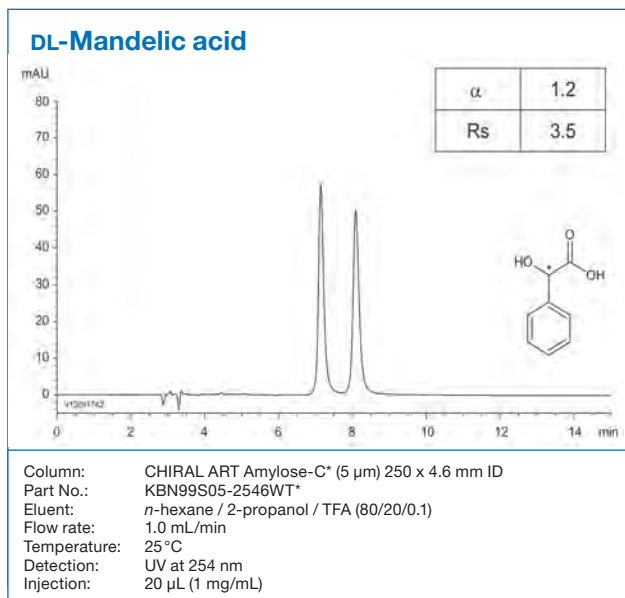
## Benzoin



Column: CHIRAL ART Cellulose-C (5  $\mu$ m) 250 x 4.6 mm ID  
 Part No.: KCN99S05-2546WT  
 Eluent: *n*-hexane / 2-propanol (90/10)  
 Flow rate: 1.0 mL/min  
 Temperature: 25 °C  
 Detection: UV at 254 nm  
 Injection: 10  $\mu$ L (0.1 mg/mL)

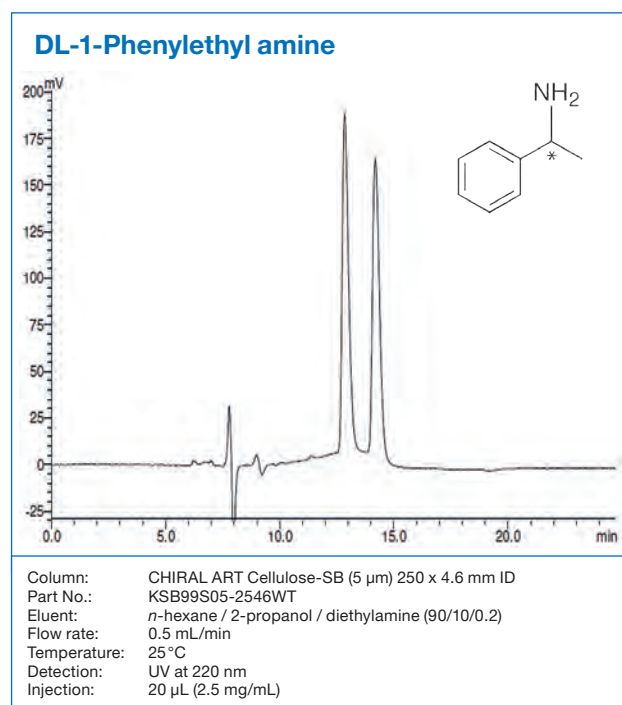
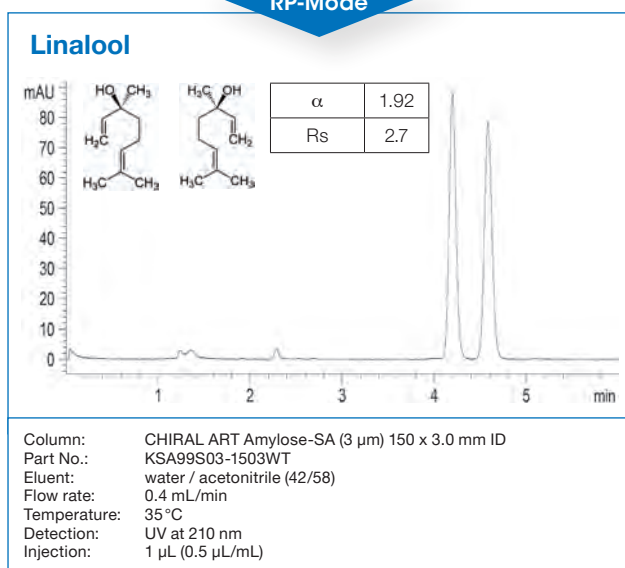
\*Application developed using formerly available CHIRAL ART Amylose-C column; part No. for current column CHIRAL ART Amylose-C Neo offering increased resolution

# Applications Specialties



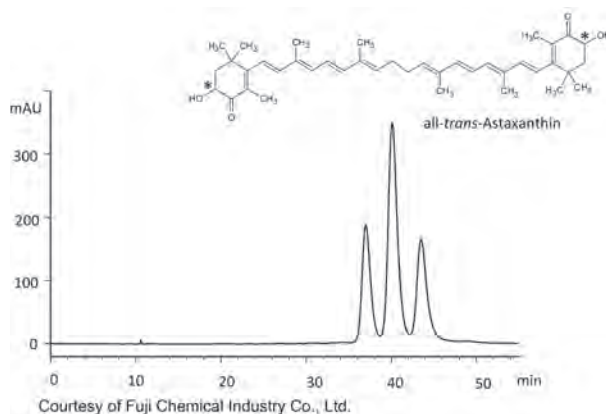
\* Application developed using formerly available CHIRAL ART Amylose-C column; part No. for current column CHIRAL ART Amylose-C Neo offering increased resolution

RP-Mode



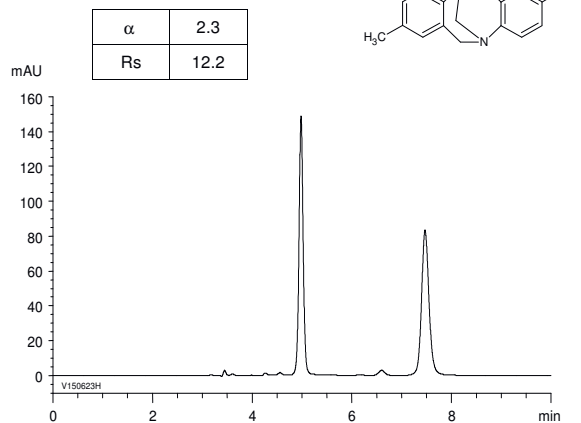
# Applications Specialties

## Astaxanthin



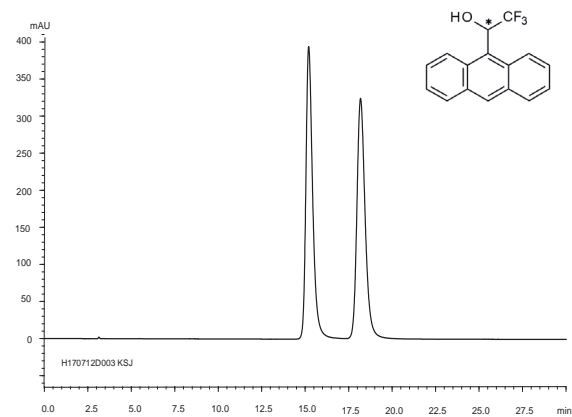
Column: CHIRAL ART Cellulose-SB (5  $\mu$ m) 250 x 4.6 mm ID  
 Part No.: KSB99S05-2546WT  
 Eluent: *n*-hexane / THF (85/15)  
 Flow rate: 0.5 mL/min  
 Temperature: 25  $^{\circ}$ C  
 Detection: VIS at 476 nm  
 Injection: 5  $\mu$ L (0.5 mg/mL)

## Troger's base



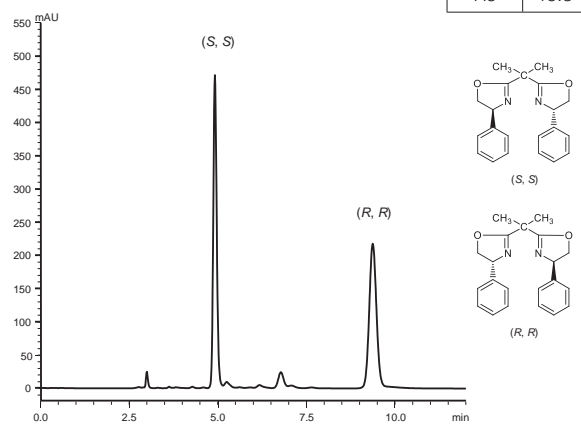
Column: CHIRAL ART Amylose-SA (5  $\mu$ m) 250 x 4.6 mm ID  
 Part No.: KSA99S05-2546WT  
 Eluent: *n*-hexane / ethanol (90/10)  
 Flow rate: 1.0 mL/min  
 Temperature: 25  $^{\circ}$ C  
 Detection: UV at 254 nm  
 Injection: 10  $\mu$ L (0.1 mg/mL)

## 2,2,2-Trifluoro-1-(9-anthryl) ethanol



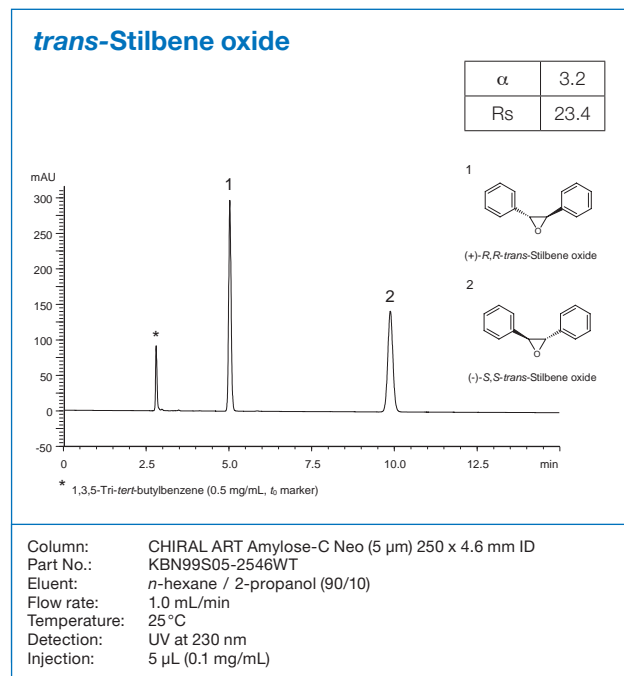
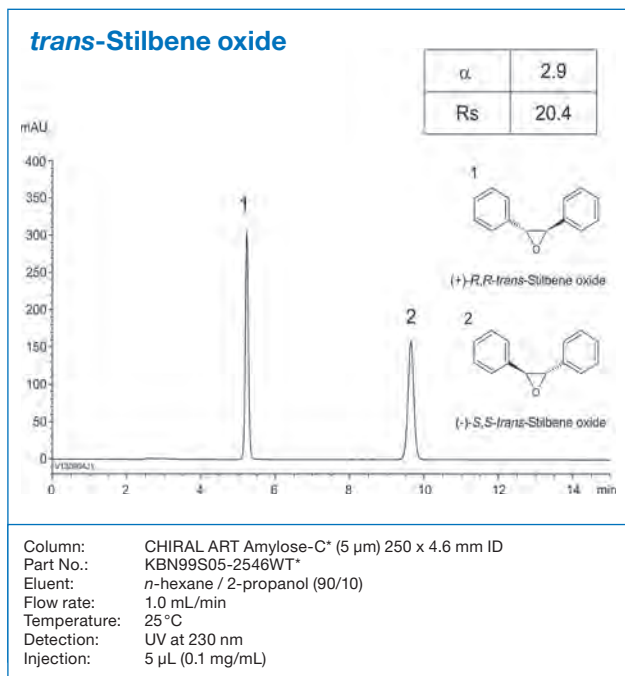
Column: CHIRAL ART Cellulose-SJ (5  $\mu$ m) 250 x 4.6 mm ID  
 Part No.: KSJ99S05-2546WT  
 Eluent: *n*-hexane / tetrahydrofuran (90/10)  
 Flow rate: 1.0 mL/min  
 Temperature: 25  $^{\circ}$ C  
 Detection: UV at 254 nm  
 Injection: 10  $\mu$ L (0.1 mg/mL)

## 2,2'-Isopropylidenebis(4-phenyl-2-oxazoline)

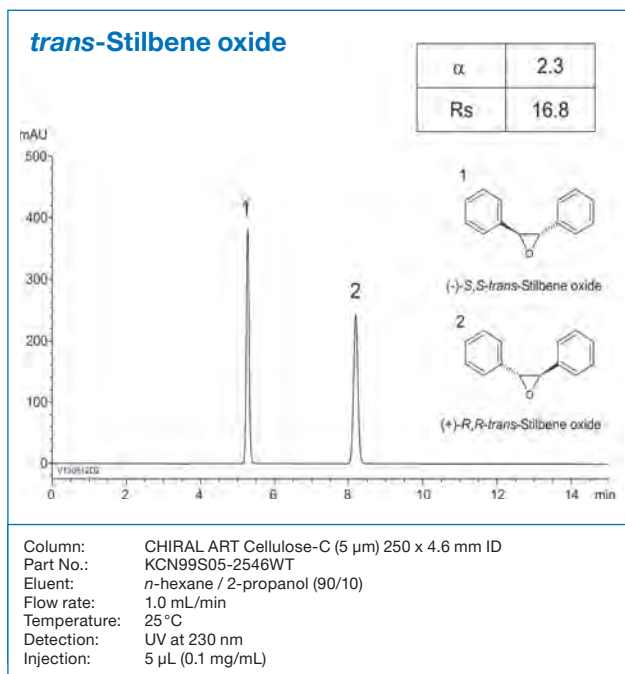


Column: CHIRAL ART Amylose-C Neo (5  $\mu$ m) 250 x 4.6 mm ID  
 Part No.: KBN99S05-2546WT  
 Eluent: *n*-hexane / 2-propanol (70/30)  
 Flow rate: 1.0 mL/min  
 Temperature: 25  $^{\circ}$ C  
 Detection: UV at 210 nm  
 Injection: 10  $\mu$ L (0.1 mg/mL)

# Applications Specialties



\* Application developed using formerly available CHIRAL ART Amylose-C column; part No. for current column CHIRAL ART Amylose-C Neo offering increased resolution





# High Performance Chiral Purifications with YMC-Actus CHIRAL ART (Semi-)Preparative Columns

## How to obtain long lasting columns?

YMC-Actus series columns are semi-preparative HPLC columns that have excellent column stability and efficiency as a result of applying axial compression technology.

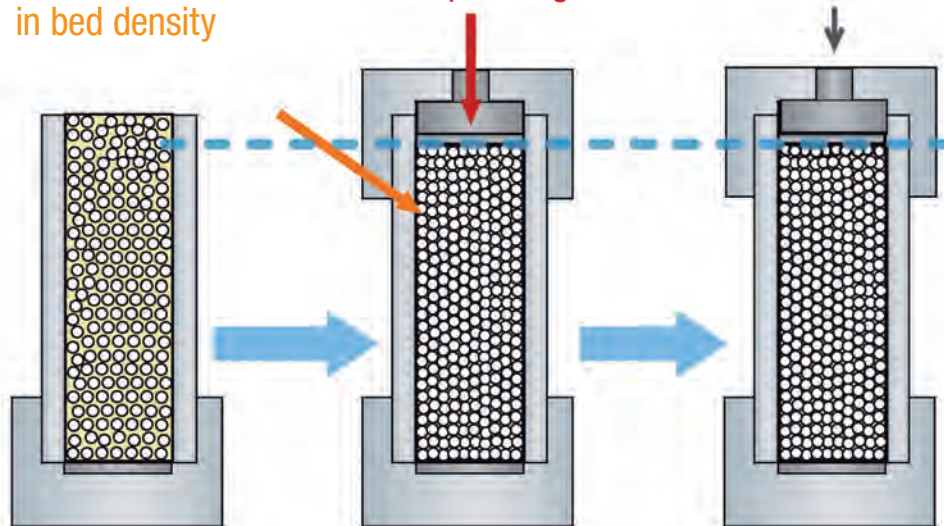
YMC-Actus series columns show high stability under high flow rate or steep gradient conditions which are desirable for milligram scale preparative HPLC of various compounds.

## YMC-Actus Column Packing

10% increase  
in bed density

Compressing

Flow


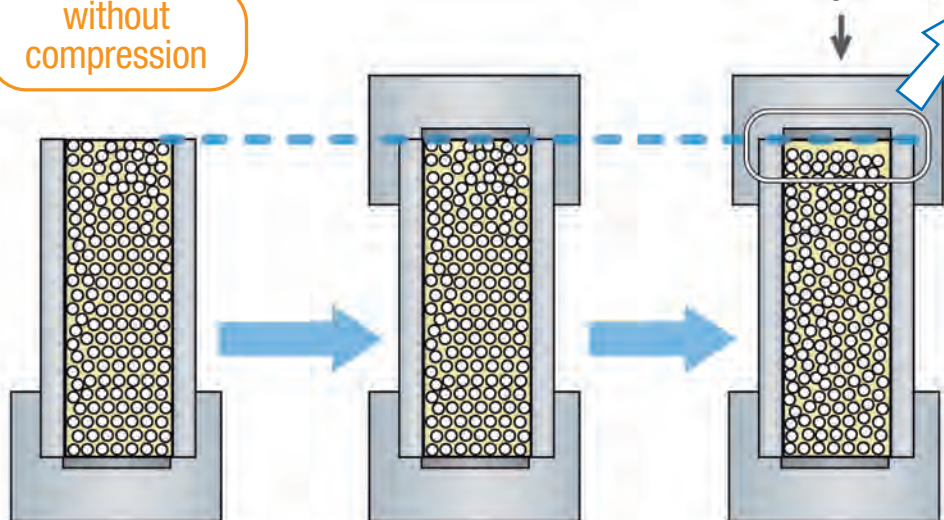


Void and crack

## Conventional Column Packing

without  
compression

Flow





# High Performance Chiral Purifications with YMC-Actus CHIRAL ART (Semi-)Preparative Columns

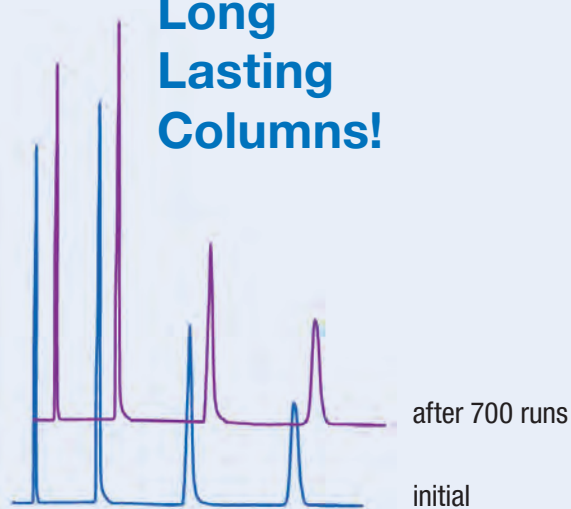
Uniformly high density packing is necessary for highly efficient and stable HPLC columns. DAC (Dynamic Axial Compression) columns are widely used for preparative separation in pilot or production scale. This allows uniformly high density packing and prevents formation of voids.

YMC-Actus series columns have been developed by applying this Axial Compression Technology to semi-prep column production. The column bed is compressed appropriately when attaching the inlet end assembly of the newly designed YMC-Actus hardware. It provides increased bed density (10% higher than conventional columns) and bed uniformity.

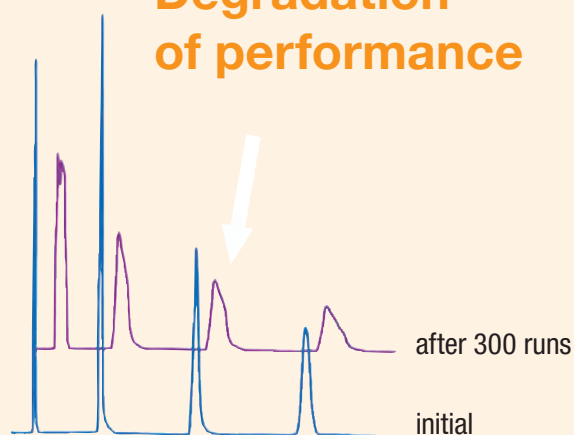
Test conditions (standard RP)  
**(high-speed and high-pressure)**

Column: 5  $\mu\text{m}$ , 50 x 20 mm ID  
Eluent: A) water B) methanol  
Gradient: 5%–95% B  
Flow rate: 50 mL/min  
Pressure: ~ 17 MPa

**Long  
Lasting  
Columns!**



**Degradation  
of performance**



# High Performance Chiral Purifications with YMC- Actus CHIRAL ART (Semi-)Preparative Columns

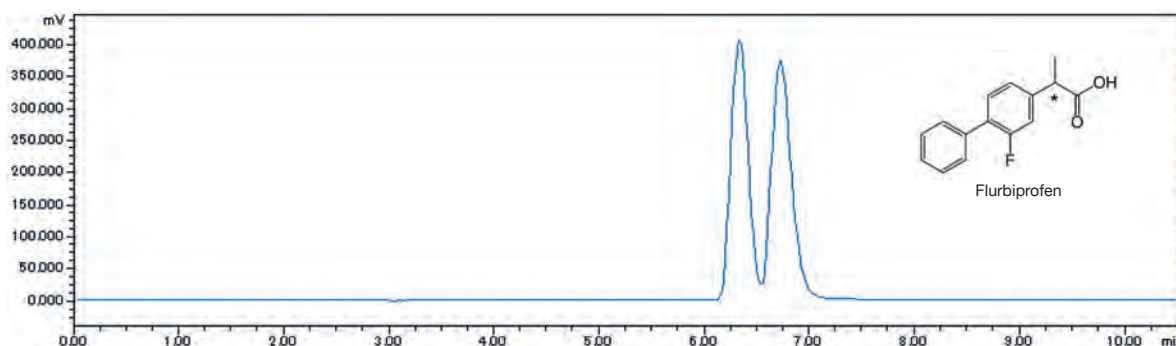
## Cost efficiency

Rapid pressure changes under high-speed gradient conditions can lead to column degradation and loss of column performance. As with all YMC-Actus columns, a specific hardware and packing technology has been applied to these (semi-)preparative columns to provide a uniform packing density, which results in a longer lifetime than conventional semi-preparative columns.

(Semi-)preparative CHIRAL ART columns are available only in YMC-Actus hardware. YMC-Actus CHIRAL ART columns offer outstanding efficiency without compromising resolution. Furthermore, YMC-Actus CHIRAL ART columns provide reliable results, even after exposure to severe, rapid gradient conditions and multiple injections.



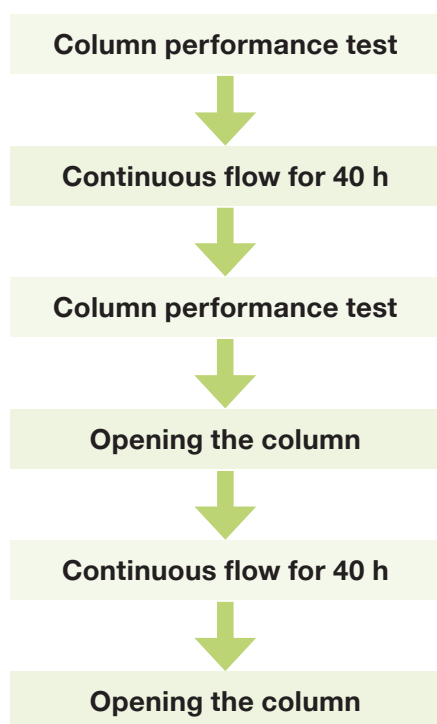
## High Loadability with YMC-Actus CHIRAL ART



Column: YMC-Actus CHIRAL ART Cellulose-C (5  $\mu$ m) 250 x 30 mm ID  
 Part No.: KSC99S05-2530WX  
 Eluent: *n*-hexane / 2-propanol / TFA (95/5/0.1)  
 Flow rate: 45 mL/min  
 Detection: UV at 280 nm  
 Injection: 585  $\mu$ L (20 mg/mL)

## Secured Hardware Stability of YMC-Actus CHIRAL ART

A study has been performed using the 50mm ID YMC-Actus columns for 80 hours at a constant maximum column pressure. An initial column performance test and after 40 hours was carried out. No significant changes in performance were observed after hours of continuous pressurisation.



### Column continuous flow

Column: YMC-Actus SIL (12 nm, 5  $\mu$ m)  
**250 x 50 mm ID**  
Part. No.: SL12S05-2553DX  
Eluent: *n*-hexane / ethanol (90/10)  
Flow rate: 240 mL/min  
Pressure: 200 bar  
Temperature: ambient

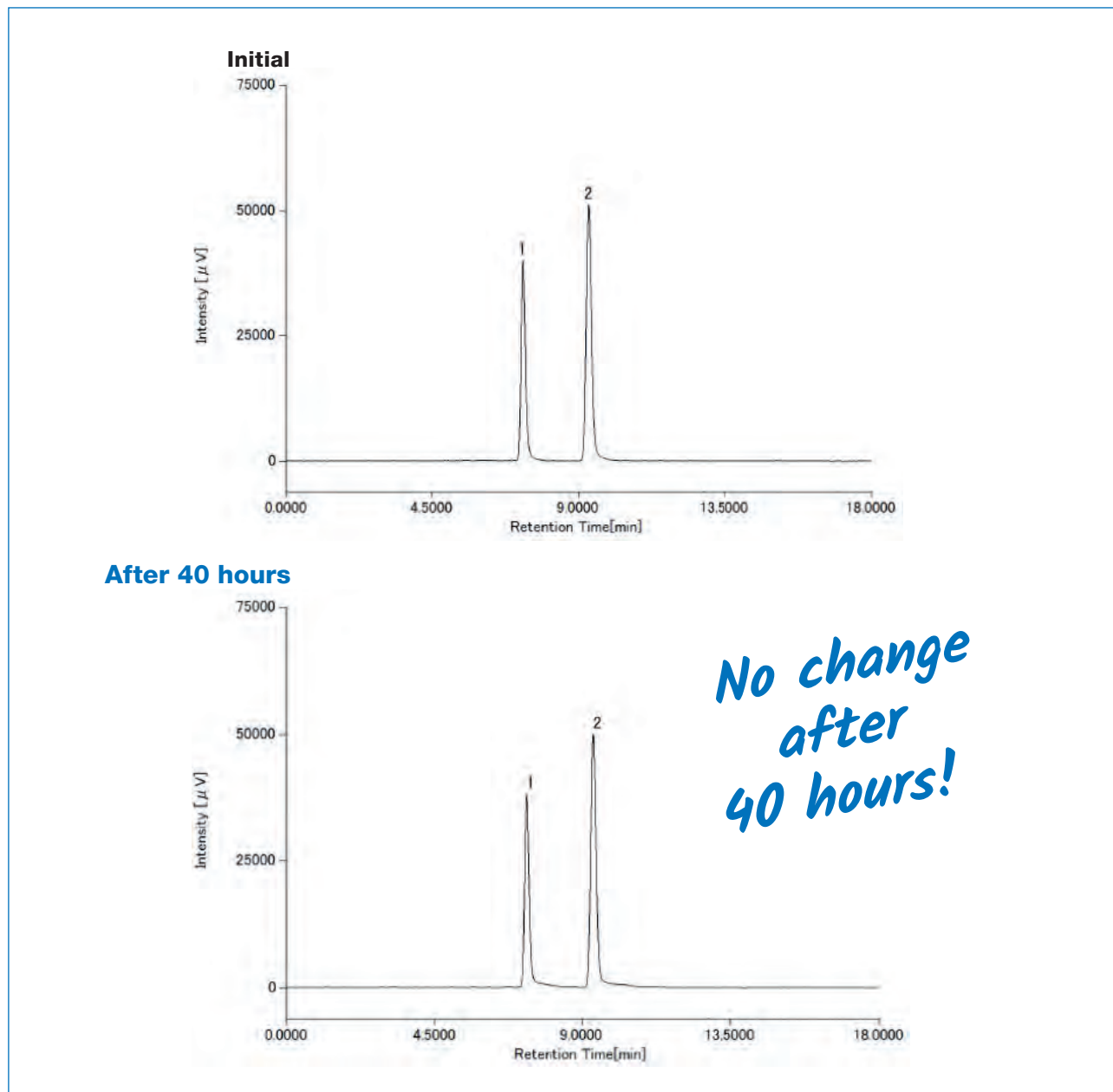
### Column performance test

Column: YMC-Actus SIL (12 nm, 5  $\mu$ m)  
**250 x 50 mm ID**  
Eluent: *n*-hexane / ethanol (90/10)  
Flow rate: 50 mL/min  
Temperature: ambient  
Detection: UV at 254 nm  
Sample: 1. Toluene (500  $\mu$ L/mL)  
2. Nitrobenzene (10  $\mu$ L/mL)  
Injection: 20  $\mu$ L

*YMC-Actus columns remain stable  
even after use at maximum pressure!*



# Secured Hardware Stability of YMC-Actus CHIRAL ART



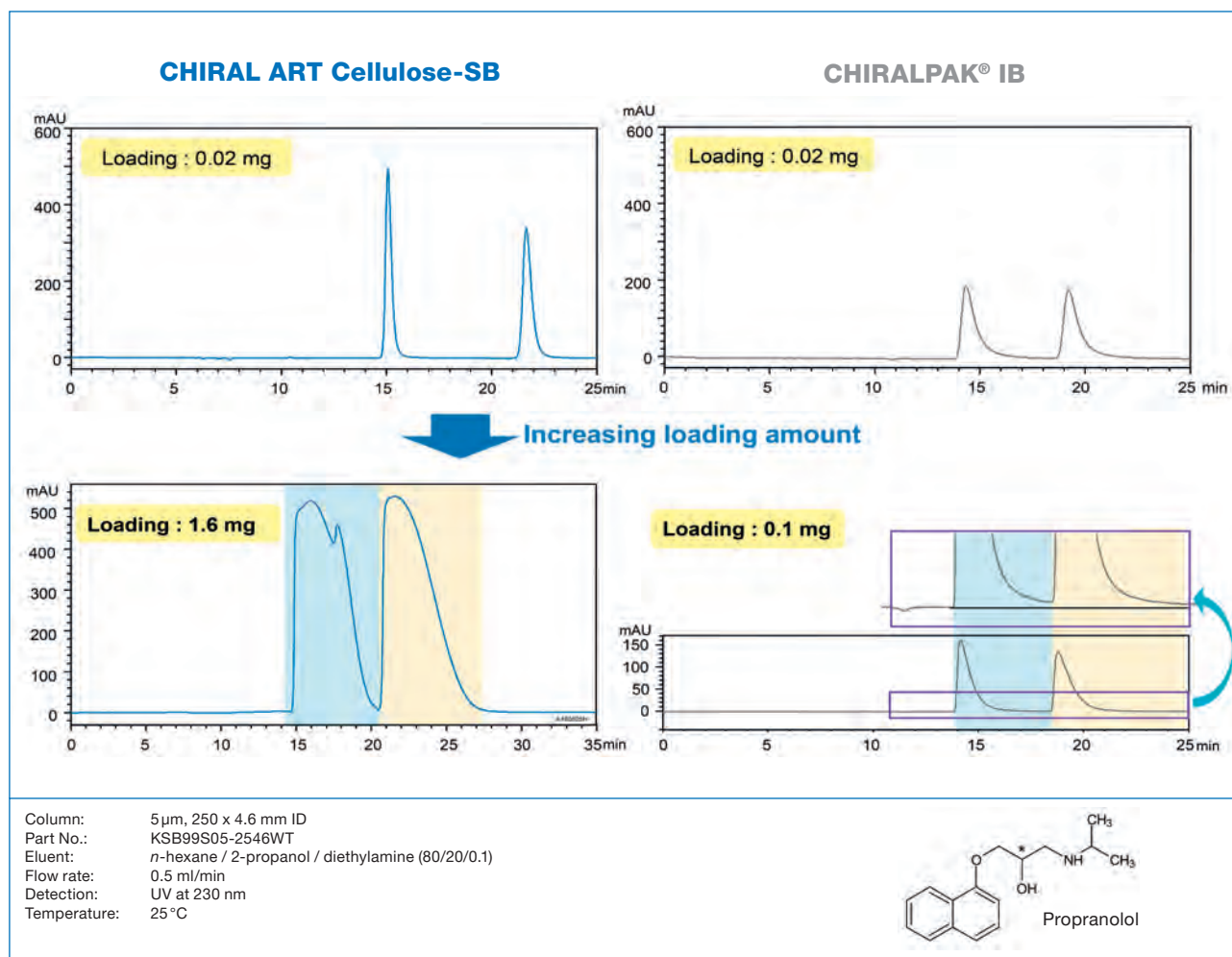
Step	Theoretical plate number N*	Tailing factor Tf*	Backpressure (bar)
Initial	16,093	1.18	20
After 40 h	15,693	1.16	22

\*values for nitrobenzene (peak 2)

The inlet frit was inspected after 40 and 80 hours. On opening, neither frit distortion nor gel leakage was observed.

# Efficient Purification Using YMC-Actus CHIRAL ART

## Analytical scale loading studies



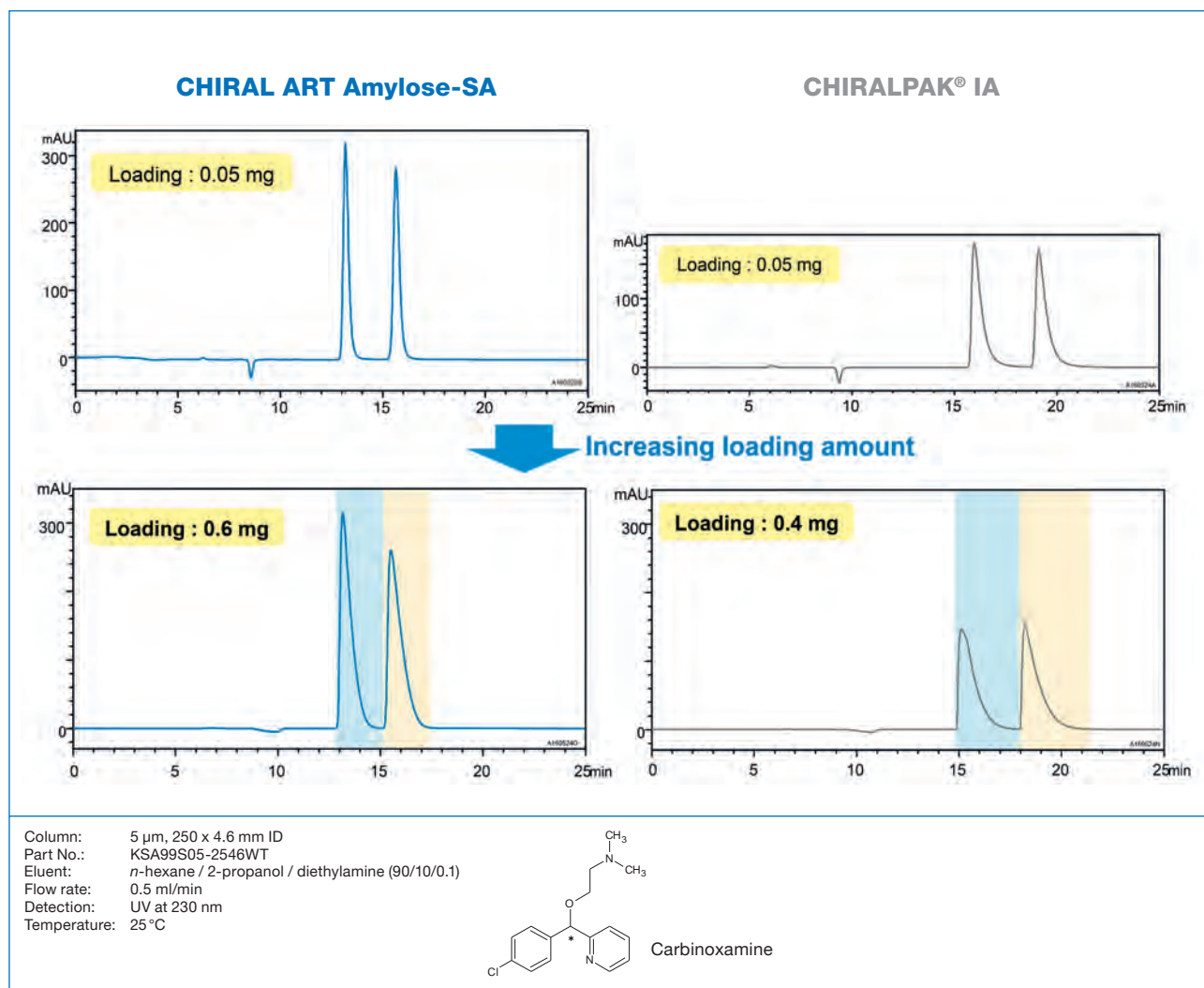
For the competitor's product, loading amount of more than 0.1 mg was not possible because the enantiomeric excess of the 2<sup>nd</sup> peak was already less than 98%ee with a loading amount of 0.1 mg.

	CHIRAL ART Cellulose-SB		CHIRALPAK® IB	
	1 <sup>st</sup> peak	2 <sup>nd</sup> peak	1 <sup>st</sup> peak	2 <sup>nd</sup> peak
Enantiomeric excess	>99.9%ee,	99.3%ee	>99.9%ee	97.9%ee
Recovery	99%	99%	99%	97%
Productivity (mg/h)*	3.1	3.3	0.3	0.3

\*Calculated for repeated injections every 15 minutes (CHIRAL ART Cellulose-SB) and every 10 minutes (CHIRALPAK® IB).

The calculated maximum loading amount on CHIRAL ART Cellulose-SB of 1.6 mg was 10 times larger than that obtained for the competitor's product due to the large differences in the peak shapes, even though the interval between repeat injections was higher!

## Efficient Purification Using YMC-Actus CHIRAL ART



	CHIRAL ART Amylose-SA		CHIRALPAK® IA	
	1 <sup>st</sup> peak	2 <sup>nd</sup> peak	1 <sup>st</sup> peak	2 <sup>nd</sup> peak
Enantiomeric excess	>99.9%ee	99.4%ee	>99.9%ee	98.9%ee
Recovery	99%	99%	99%	98%
Productivity (mg/h)*	2.9	2.9	1.5	1.4

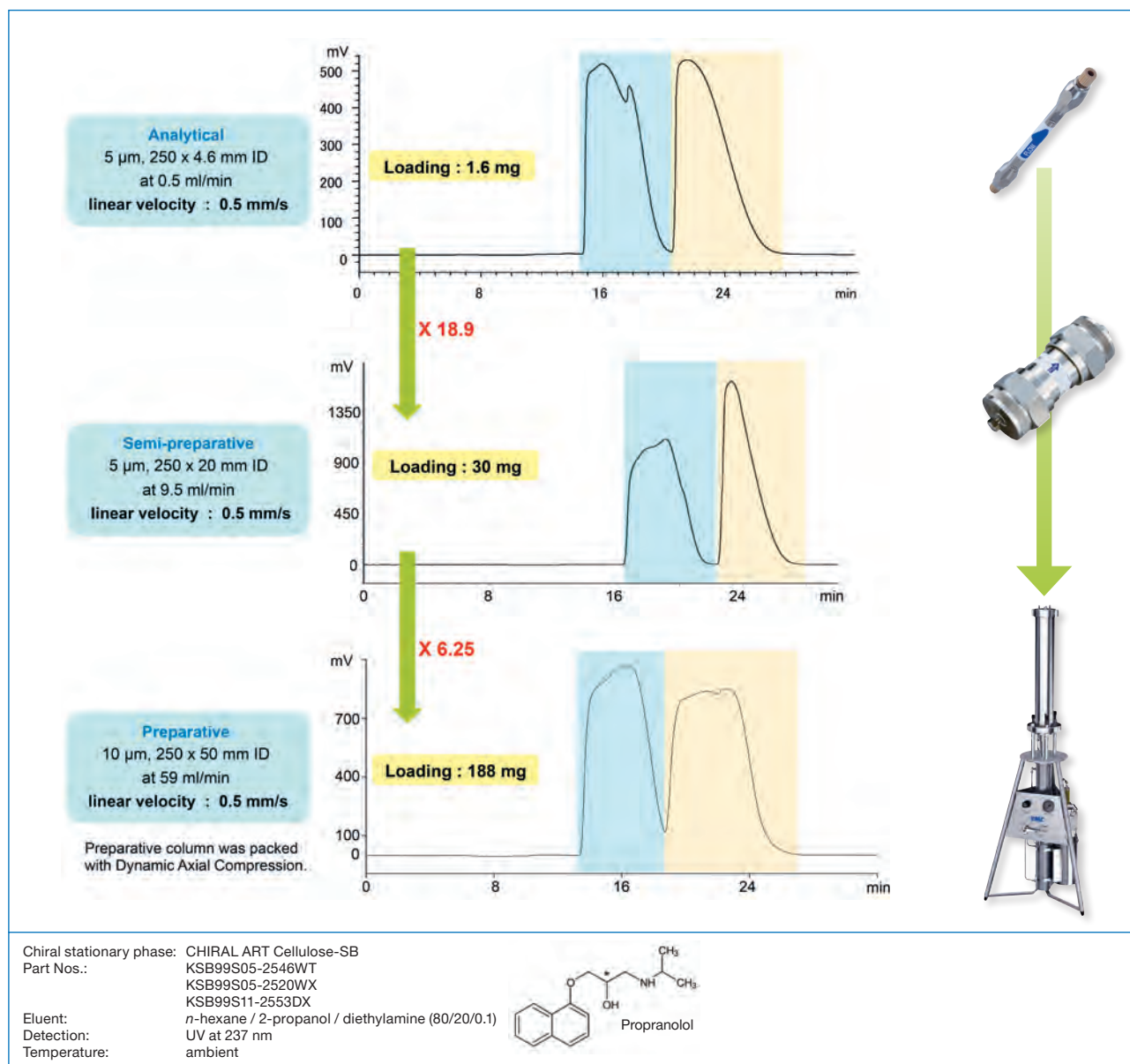
\*Calculated for repeated injections every 6 minutes (CHIRAL ART Amylose-SA) and every 8 minutes (CHIRALPAK® IA).

The calculated maximum loading amount on CHIRAL ART Amylose-SA was double that obtained for the competitor's product due to the good peak shape with no tailing, which also allowed increased productivity.



# Efficient Purification Using YMC-Actus CHIRAL ART

## Scale-up with YMC-Actus CHIRAL ART



	Analytical 250 x 4.6 mm ID		YMC-Actus Semi-preparative 250 x 20 mm ID		Self-packed DAC Preparative 250 x 50 mm ID	
	1 <sup>st</sup> peak	2 <sup>nd</sup> peak	1 <sup>st</sup> peak	2 <sup>nd</sup> peak	1 <sup>st</sup> peak	2 <sup>nd</sup> peak
Enantiomeric excess	>99.9%ee	99.3%ee	99.9%ee	99.8%ee	99.1%ee	99.3%ee
Recovery	99%	99%	97%	99%	99%	94%
Productivity (mg/h)	3.1	3.3	58.6	62.4	366	390

Linear scale-up was performed using the appropriate scale-up factors. The Dynamic Axial Compression Column self-packed with CHIRAL ART Cellulose-SB 10 µm can be easily and linearly scaled-up for a greater purification scale. The final productivity is 366 and 390 mg/h respectively for peak 1 and 2.

# Chiral Separations in SFC Mode

## Chiral SFC columns by YMC: SFC compatible LC columns\*

\*A statement is available to confirm the usability in SFC mode.

### Product Line-up

SFC compatible LC product	Particle size	Type	Competitive product
CHIRAL ART Amylose-C Neo	3 $\mu$ m 5 $\mu$ m	Coated	CHIRALPAK® AD-3/SFC, AD-H/SFC
CHIRAL ART Cellulose-C			CHIRALCEL® OD-3/SFC, OD-H/SFC
CHIRAL ART Amylose-SA		Immobilised	CHIRALPAK® IA-3/SFC, IA/SFC
CHIRAL ART Cellulose-SB			CHIRALPAK® IB-3/SFC, IB/SFC
CHIRAL ART Cellulose-SC			CHIRALPAK® IC-3/SFC, IC/SFC
CHIRAL ART Cellulose-SJ			CHIRALPAK® IJ-3/SFC, IJ/SFC [coated CHIRALCEL® OJ-3/SFC, OJ/SFC]
CHIRAL ART Cellulose-SZ			CHIRALPAK® IM-3/SFC, IM/SFC [coated CHIRALCEL® OZ-3/SFC, OZ/SFC]

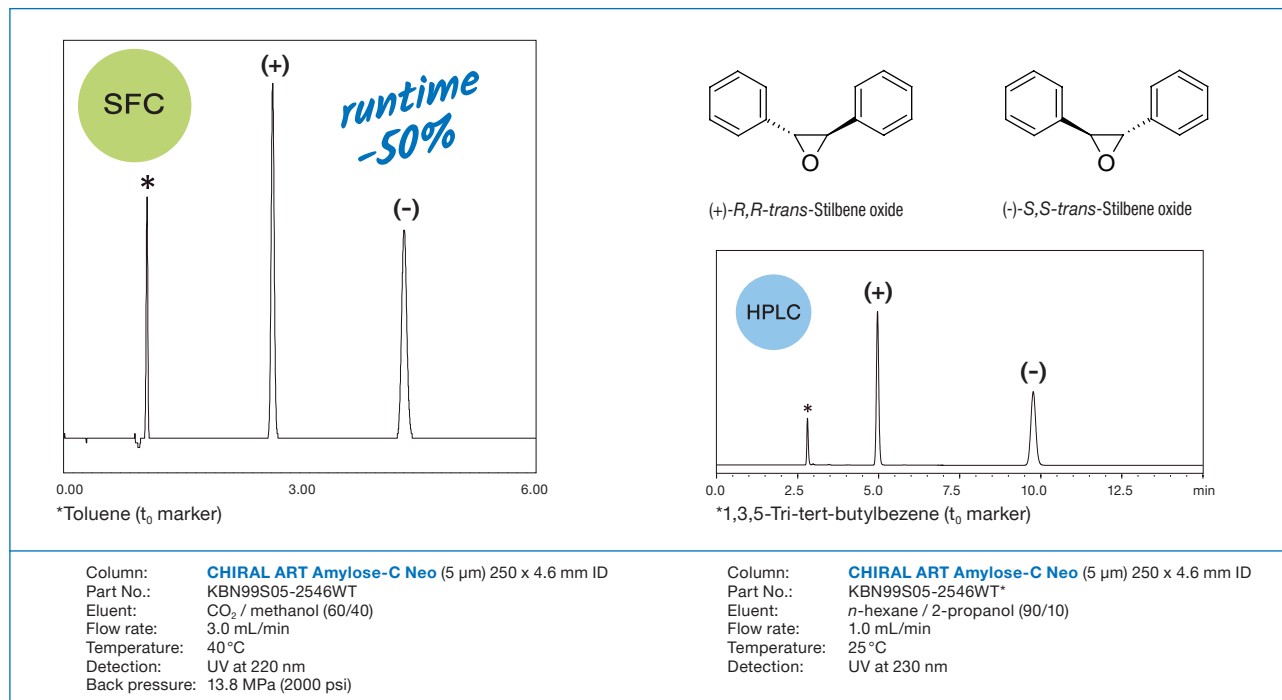
### Properties of SFC compatible LC columns

CHIRAL ART LC columns are interchangeable between NP/RP mode and SFC mode with a simple solvent switch. All you need to do is flush your column with 10 column volumes of 100% isopropanol before switching to final conditions in the new mode. This applies to switching from LC to SFC and vice versa.



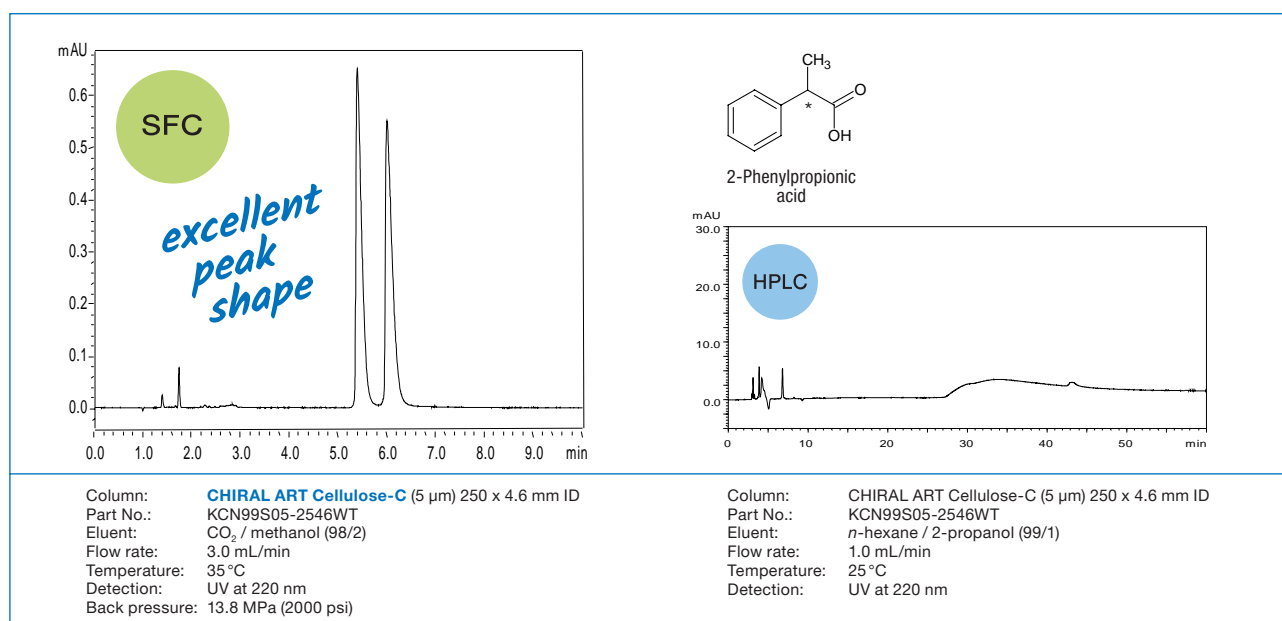
# Chiral Separations in SFC Mode

## Fast separation with high resolution



Faster chiral separation of trans-stilbene oxide is achieved using supercritical fluid chromatography compared to HPLC as the separation mode. Lower viscosity and larger diffusion coefficients for supercritical fluid provide rapid separations of both chiral and achiral compounds.

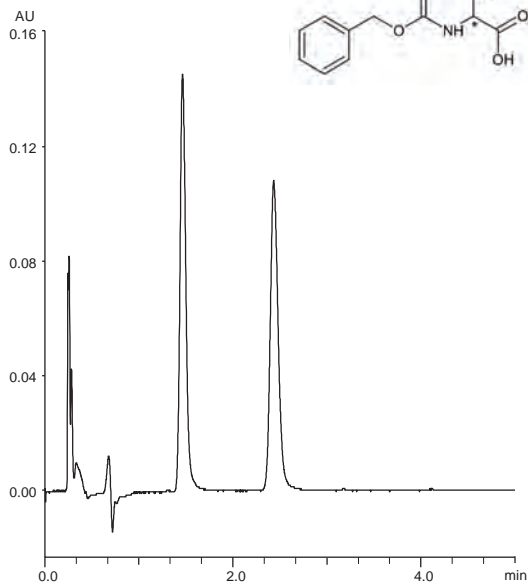
## Excellent peak shape using mobile phase without the addition of an acid



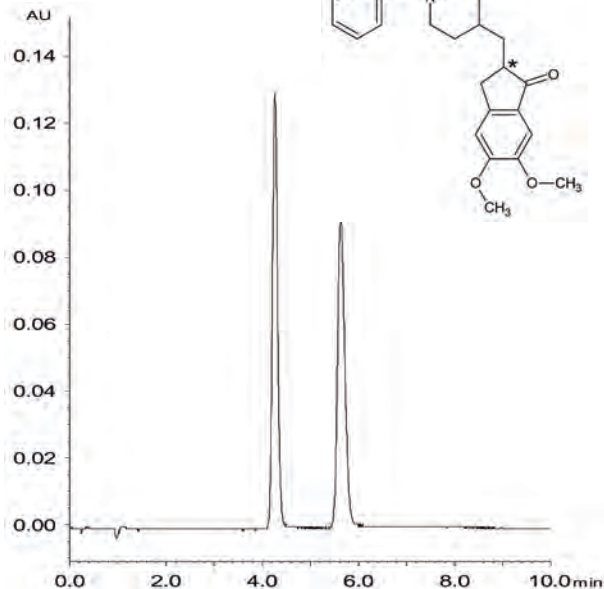
Excellent peak shape of 2-phenylpropionic acid is obtained using SFC chiral separation. Under HPLC conditions, the peak shape is very broad with mobile phase containing no additives such as an acid. With SFC, on the other hand, peak shapes are very good just with a mixture of CO<sub>2</sub> and methanol. It is thought that supercritical carbon dioxide acts as a weak acid.

## Chiral Separations in SFC Mode

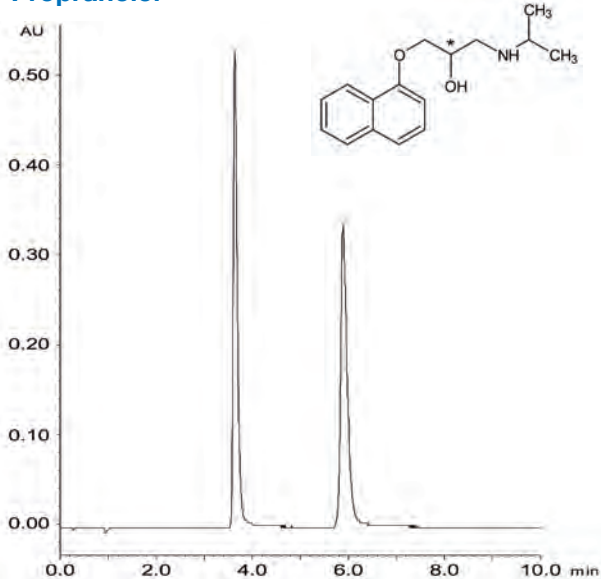
## Applications

**N-CBZ-DL-Alanine**

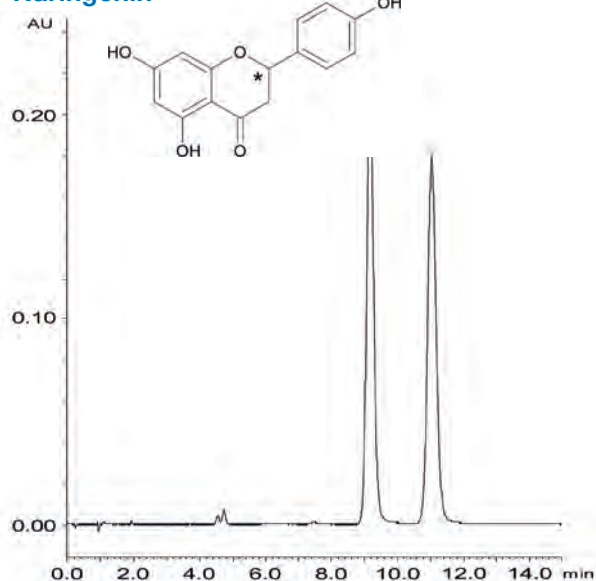
Column: CHIRAL ART Amylose-C Neo (3 $\mu$ m) 50 x 3.0 mm ID  
 Part No.: KBN99S03-0503WT  
 Eluent: CO<sub>2</sub> / 2-propanol containing 0.1% TFA (90/10)  
 Flow rate: 1.275 mL/min  
 Temperature: 35°C  
 Detection: UV at 215 nm  
 Backpressure: 13.8 MPa (2000 psi)  
 Injection: 2 $\mu$ L (1 mg/mL)

**Donepezil**

Column: CHIRAL ART Cellulose-C (5 $\mu$ m) 250 x 4.6 mm ID  
 Part No.: KCN99S05-2546WT  
 Eluent: CO<sub>2</sub> / 2-propanol containing 0.1% DEA (70/30)  
 Flow rate: 3.0 mL/min  
 Temperature: 35°C  
 Detection: UV at 268 nm  
 Backpressure: 13.8 MPa (2000 psi)  
 Injection: 5 $\mu$ L (1 mg/mL)

**Propranolol**

Column: CHIRAL ART Cellulose-C (5 $\mu$ m) 250 x 4.6 mm ID  
 Part No.: KCN99S05-2546WT  
 Eluent: CO<sub>2</sub> / methanol containing 0.1% DEA (80/20)  
 Flow rate: 3.0 mL/min  
 Temperature: 35°C  
 Detection: UV at 230 nm  
 Backpressure: 13.8 MPa (2000 psi)  
 Injection: 5 $\mu$ L (1 mg/mL)

**Naringenin**

Column: CHIRAL ART Cellulose-SB (5 $\mu$ m) 250 x 4.6 mm ID  
 Part No.: KSB99S05-2546WT  
 Eluent: CO<sub>2</sub> / 2-propanol (80/20)  
 Flow rate: 3.0 mL/min  
 Temperature: 35°C  
 Detection: UV at 220 nm  
 Backpressure: 13.8 MPa (2000 psi)  
 Injection: 5 $\mu$ L (1 mg/mL)

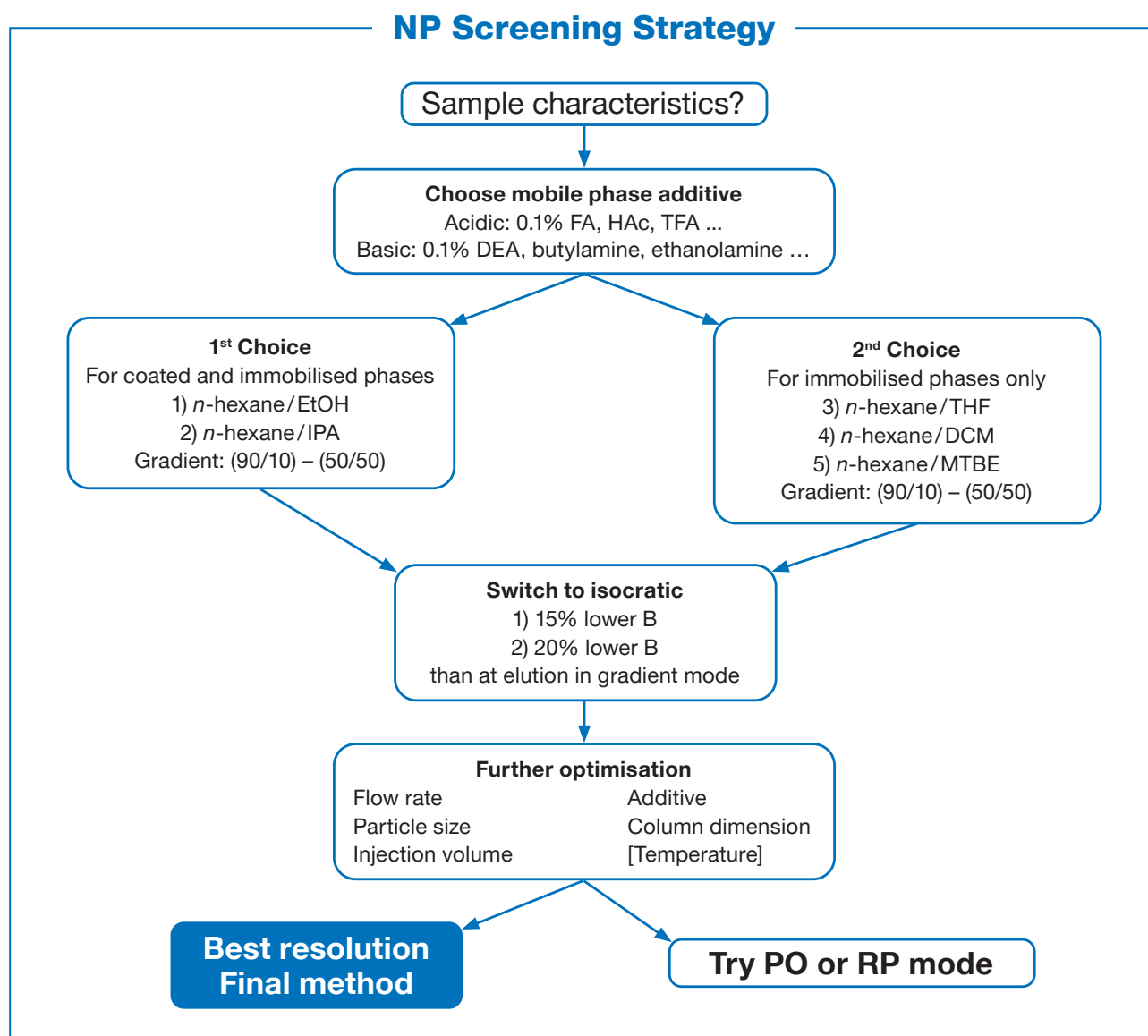
# Method Screening Strategy for Polysaccharide Phases

## When NP mode, when RP mode?

CHIRAL ART columns can be used in NP and RP mode. Coated CHIRAL ART are dedicated for use in NP mode only, while immobilised CHIRAL ART columns can be operated in both modes. It is recommended to start screening in NP mode first as the success rates are usually much higher.

YMC's screening success rate in NP mode is >95%, while it is <5% only in RP mode.

However, beside the success rate there can be specific reasons for RP mode, e.g. use of MS as detection mode.



For Polar Organic (PO) mode, methanol, ethanol or mixtures of both can be used as well as acetonitrile or mixtures of methanol and acetonitrile. RP mode can only be applied to immobilised polysaccharide phases.

It is essential to make sure of the miscibility of the organic solvents. When switching from alkane/alcohol solvents to polar organic solvents (methanol, acetonitrile etc), run

an intermediate wash with at least ten column volumes of ethanol or 2-propanol.

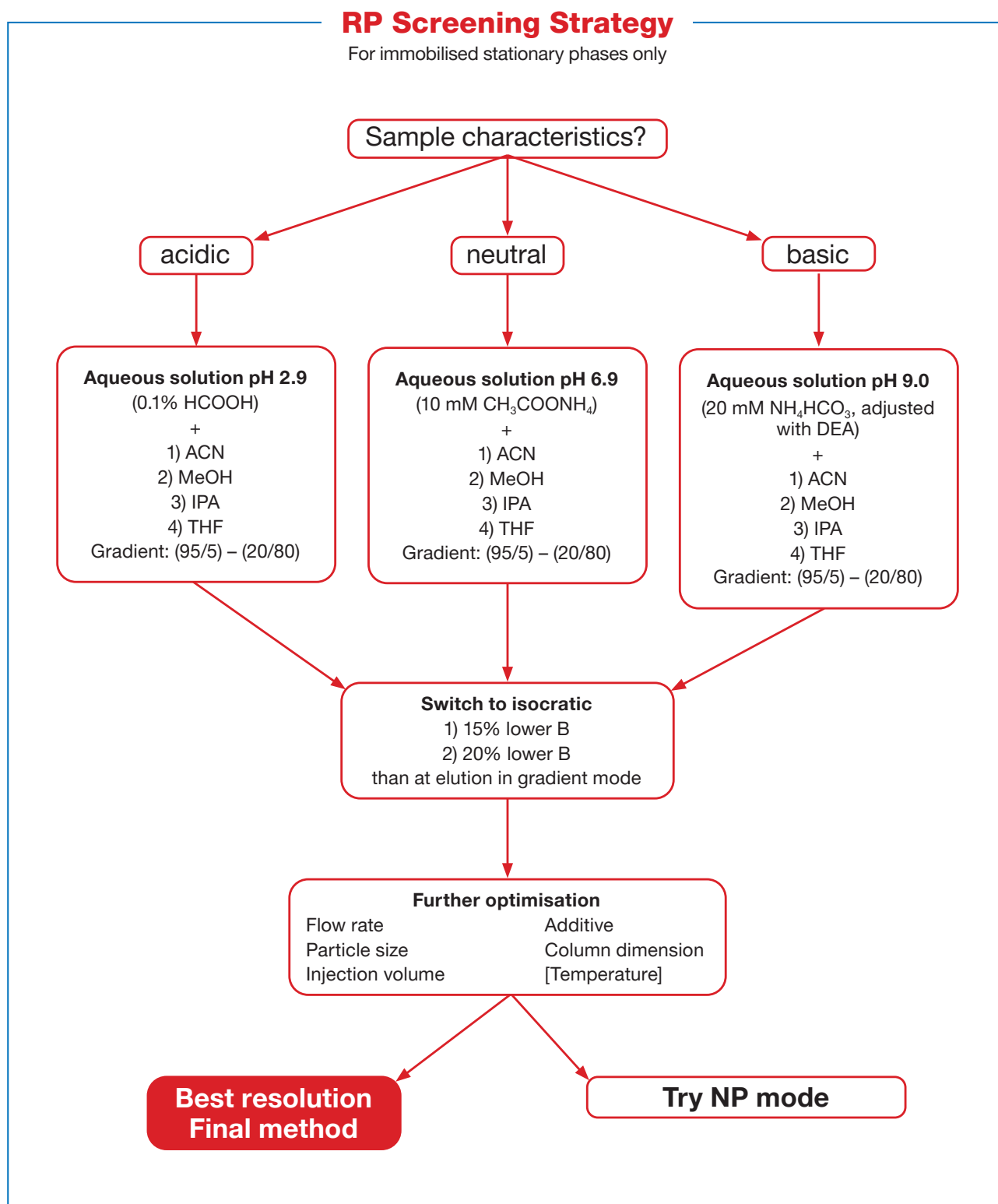
It is important to remember that a column used with polar organic solvents (such as methanol/ethanol, methanol/acetonitrile) as a mobile phase should be dedicated to this specific mode of application.

# Method Screening Strategy

## Use of Screening Gradients

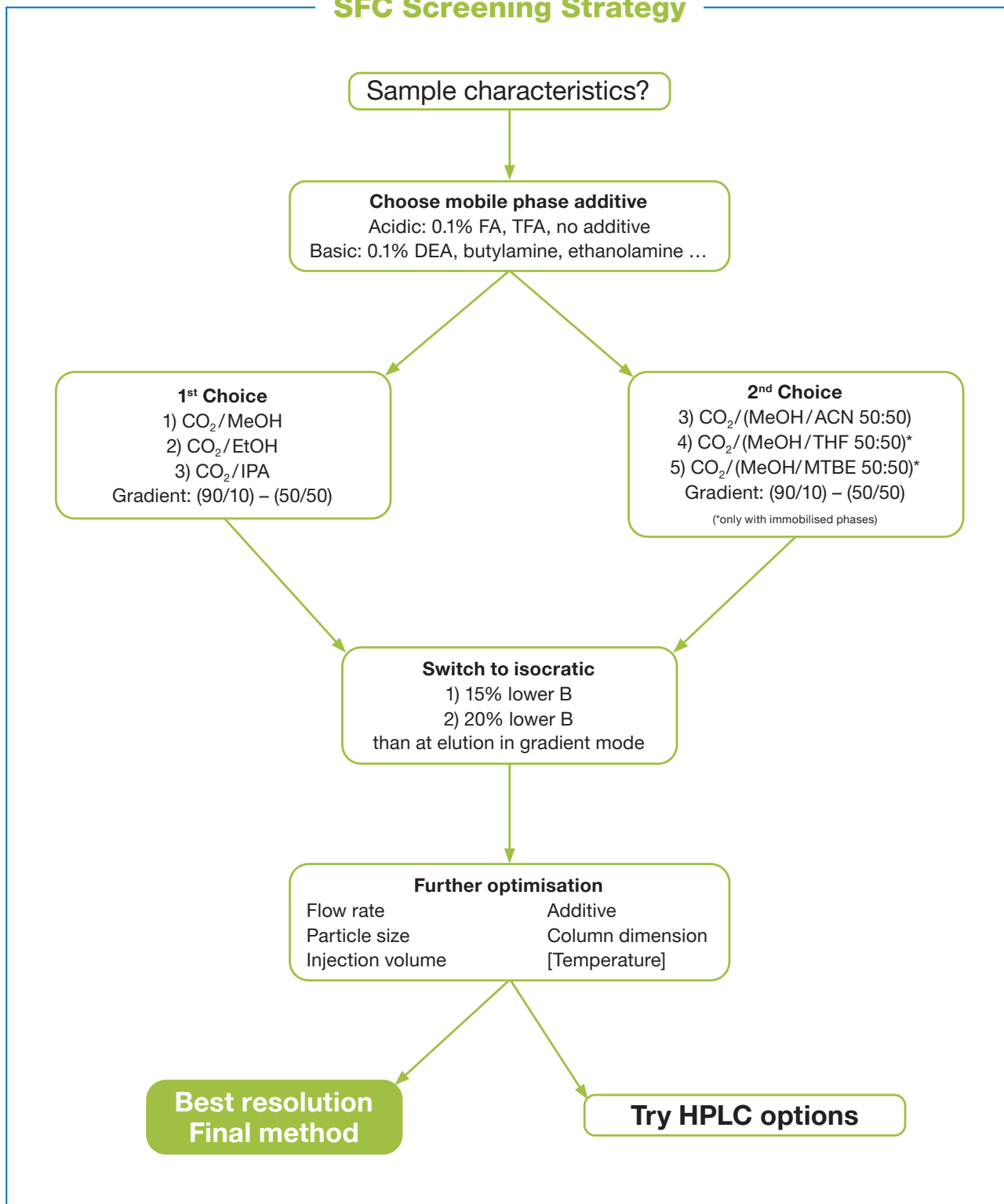
YMC recommends using a gradient based screening strategy as it is much faster than isocratic screening when using different mobile phase compositions. Different strategies are recommended for each separation mode.

→ For a more detailed overview on the different strategies, also refer to the whitepaper “*Chiral LC & SFC Method Development*” that can be downloaded from the YMC Europe homepage.



# Method Screening Strategy

## SFC Screening Strategy



### Abbreviations used:

FA (formic acid); HAc (acetic acid); TFA (trifluoroacetic acid); DEA (diethylamine); EtOH (ethanol); IPA (2-propanol); THF (tetrahydrofuran); DCM (dichloromethane); MTBE (methyl *tert*-butyl ether); ACN (acetonitrile); MeOH (methanol)

# How to Choose the Correct Chiral Column



## YMC Database

A selection of chiral applications can be found at <https://www.ymc.eu/applications.html>

Here, you can search for chiral applications already known for your compounds.

## Test Columns or Screening Kits

You can request a test column to initially test a chiral column before finally buy it if it works for your application. If the column is not suitable, simply return it without any further requirements.

Alternatively you can choose one of the YMC method development kits or request a customised screening kit with 3–7 different CHIRAL ART phases. You only need to contact your local YMC contact for details.



## FREE Chiral Screening Service

- >90% success rate
- Rapid screening within a short period of time
- Screening according to your requirements: e.g. RP-mode, MS-compatibility etc.
- Screening on all available CHIRAL ART phases and further YMC CHIRAL phases if needed
- Results presented in a detailed report
- Confidentiality Agreements can be arranged as necessary

# How to Choose the Correct Chiral Column



*“Excellent products and service.”*

*“An excellent range of products. Chromatography gave excellent reproducibility, even for very complex environmental samples. Support received by YMC [...] was fantastic.”*

*Bruce Petrie, Robert Gordon University Aberdeen (UK)*



## Your YMC Success Rate

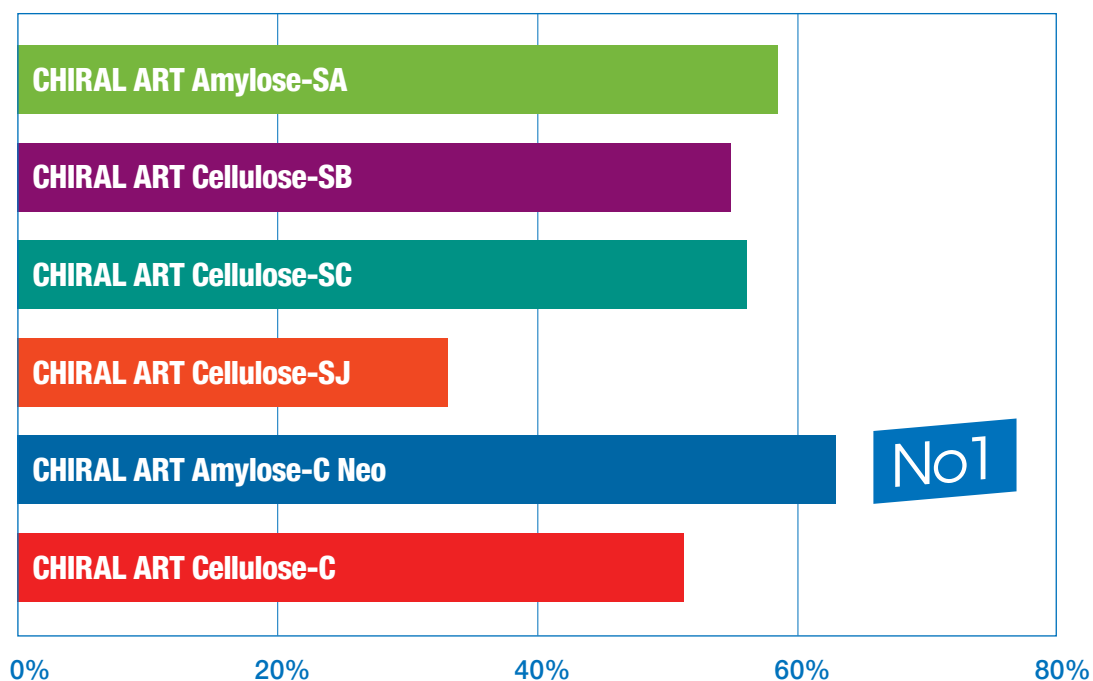
- Hit database: compiled from more than 500 samples supplied for HPLC/SFC contract service
- The 6 used CHIRAL ART phases can cover >90% of chiral separations
- About 95% of the LC applications are in NP/PO mode, while 5% are in RP mode

## Method Development

- Method development based on phase screening
- According to your requirements

## Preparative and Process Scale-Up

- Phase screening
- Preparative method development
- Small scale purification



# Ordering Information

## CHIRAL ART Amylose-C Neo

Particle size	Column ID [mm]	Column length [mm]				Guard cartridges* with 10 mm length (pack of 5)
		50	100	150	250	
3 µm	2.0	KBN99S03-0502WT	KBN99S03-1002WT	KBN99S03-1502WT	KBN99S03-2502WT	KBN99S03-01Q1GC
	3.0	KBN99S03-0503WT	KBN99S03-1003WT	KBN99S03-1503WT	KBN99S03-2503WT	KBN99S03-0103GC
	4.6	KBN99S03-0546WT	KBN99S03-1046WT	KBN99S03-1546WT	KBN99S03-2546WT	KBN99S03-0104GC

Particle size	Column ID [mm]	Column length [mm]			Guard cartridges* with 10 mm length (pack of 5 or 2)
		100	150	250	
5 µm	2.0	KBN99S05-1002WT	KBN99S05-1502WT	KBN99S05-2502WT	KBN99S05-01Q1GC
	4.6	KBN99S05-1046WT	KBN99S05-1546WT	KBN99S05-2546WT	KBN99S05-0104GC
	10	KBN99S05-1010WT	KBN99S05-1510WT	KBN99S05-2510WT	KBN99S05-0110CC
	20	KBN99S05-1020WX	KBN99S05-1520WX	KBN99S05-2520WX	KBN99S05-0120CCN
	30	KBN99S05-1030WX	KBN99S05-1530WX	KBN99S05-2530WX	KBN99S05-0130CCN
	50	KBN99S05-1053DX	KBN99S05-1553DX	KBN99S05-2553DX	KBN99S05-0553DXG**

## CHIRAL ART Cellulose-C

Particle size	Column ID [mm]	Column length [mm]				Guard cartridges* with 10 mm length (pack of 5)
		50	100	150	250	
3 µm	2.0	KCN99S03-0502WT	KCN99S03-1002WT	KCN99S03-1502WT	KCN99S03-2502WT	KCN99S03-01Q1GC
	3.0	KCN99S03-0503WT	KCN99S03-1003WT	KCN99S03-1503WT	KCN99S03-2503WT	KCN99S03-0103GC
	4.6	KCN99S03-0546WT	KCN99S03-1046WT	KCN99S03-1546WT	KCN99S03-2546WT	KCN99S03-0104GC

Particle size	Column ID [mm]	Column length [mm]			Guard cartridges* with 10 mm length (pack of 5 or 2)
		100	150	250	
5 µm	2.0	KCN99S05-1002WT	KCN99S05-1502WT	KCN99S05-2502WT	KCN99S05-01Q1GC
	4.6	KCN99S05-1046WT	KCN99S05-1546WT	KCN99S05-2546WT	KCN99S05-0104GC
	10	KCN99S05-1010WT	KCN99S05-1510WT	KCN99S05-2510WT	KCN99S05-0110CC
	20	KCN99S05-1020WX	KCN99S05-1520WX	KCN99S05-2520WX	KCN99S05-0120CCN
	30	KCN99S05-1030WX	KCN99S05-1530WX	KCN99S05-2530WX	KCN99S05-0130CCN
	50	KCN99S05-1053DX	KCN99S05-1553DX	KCN99S05-2553DX	KCN99S05-0553DXG**

\*Guard cartridge holder required, part no. XPGCH-Q1 (2.1, 3.0, 4.0 mm ID)  
 XPCHSPW1 (10 mm ID)  
 XPGHFSP20ID (20 mm ID)  
 XPGHFSP30ID (30 mm ID)

\*\*no holder required for 50 x 50 ID guard columns (no cartridge)



# Ordering Information

## CHIRAL ART Amylose-SA

Particle size	Column ID [mm]	Column length [mm]				Guard cartridges* with 10 mm length (pack of 5)
		50	100	150	250	
3 µm	2.0	KSA99S03-0502WT	KSA99S03-1002WT	KSA99S03-1502WT	KSA99S03-2502WT	KSA99S03-01Q1GC
	3.0	KSA99S03-0503WT	KSA99S03-1003WT	KSA99S03-1503WT	KSA99S03-2503WT	KSA99S03-0103GC
	4.6	KSA99S03-0546WT	KSA99S03-1046WT	KSA99S03-1546WT	KSA99S03-2546WT	KSA99S03-0104GC

Particle size	Column ID [mm]	Column length [mm]			Guard cartridges* with 10 mm length (pack of 5 or 2)
		100	150	250	
5 µm	2.0	KSA99S05-1002WT	KSA99S05-1502WT	KSA99S05-2502WT	KSA99S05-01Q1GC
	4.6	KSA99S05-1046WT	KSA99S05-1546WT	KSA99S05-2546WT	KSA99S05-0104GC
	10	KSA99S05-1010WT	KSA99S05-1510WT	KSA99S05-2510WT	KSA99S05-0110CC
	20	KSA99S05-1020WX	KSA99S05-1520WX	KSA99S05-2520WX	KSA99S05-0120CCN
	30	KSA99S05-1030WX	KSA99S05-1530WX	KSA99S05-2530WX	KSA99S05-0130CCN
	50	KSA99S05-1053DX	KSA99S05-1553DX	KSA99S05-2553DX	KSA99S05-0553DXG**

## CHIRAL ART Cellulose-SB

Particle size	Column ID [mm]	Column length [mm]				Guard cartridges* with 10 mm length (pack of 5)
		50	100	150	250	
3 µm	2.0	KSB99S03-0502WT	KSB99S03-1002WT	KSB99S03-1502WT	KSB99S03-2502WT	KSB99S03-01Q1GC
	3.0	KSB99S03-0503WT	KSB99S03-1003WT	KSB99S03-1503WT	KSB99S03-2503WT	KSB99S03-0103GC
	4.6	KSB99S03-0546WT	KSB99S03-1046WT	KSB99S03-1546WT	KSB99S03-2546WT	KSB99S03-0104GC

Particle size	Column ID [mm]	Column length [mm]			Guard cartridges* with 10 mm length (pack of 5 or 2)
		100	150	250	
5 µm	2.0	KSB99S05-1002WT	KSB99S05-1502WT	KSB99S05-2502WT	KSB99S05-01Q1GC
	4.6	KSB99S05-1046WT	KSB99S05-1546WT	KSB99S05-2546WT	KSB99S05-0104GC
	10	KSB99S05-1010WT	KSB99S05-1510WT	KSB99S05-2510WT	KSB99S05-0110CC
	20	KSB99S05-1020WX	KSB99S05-1520WX	KSB99S05-2520WX	KSB99S05-0120CCN
	30	KSB99S05-1030WX	KSB99S05-1530WX	KSB99S05-2530WX	KSB99S05-0130CCN
	50	KSB99S05-1053DX	KSB99S05-1553DX	KSB99S05-2553DX	KSB99S05-0553DXG**

\*Guard cartridge holder required, part no. XPGCH-Q1 (2.1, 3.0, 4.0 mm ID)  
 XPCHSPW1 (10 mm ID)  
 XPGHFSP20ID (20 mm ID)  
 XPGHFSP30ID (30 mm ID)  
 \*\*no holder required for 50 x 50 ID guard columns (no cartridge)

# Ordering Information

## CHIRAL ART Cellulose-SC

Particle size	Column ID [mm]	Column length [mm]				Guard cartridges* with 10 mm length (pack of 5)
		50	100	150	250	
3 µm	2.0	KSC99S03-0502WT	KSC99S03-1002WT	KSC99S03-1502WT	KSC99S03-2502WT	KSC99S03-01Q1GC
	3.0	KSC99S03-0503WT	KSC99S03-1003WT	KSC99S03-1503WT	KSC99S03-2503WT	KSC99S03-0103GC
	4.6	KSC99S03-0546WT	KSC99S03-1046WT	KSC99S03-1546WT	KSC99S03-2546WT	KSC99S03-0104GC

Particle size	Column ID [mm]	Column length [mm]			Guard cartridges* with 10 mm length (pack of 5 or 2)
		100	150	250	
5 µm	2.0	KSC99S05-1002WT	KSC99S05-1502WT	KSC99S05-2502WT	KSC99S05-01Q1GC
	4.6	KSC99S05-1046WT	KSC99S05-1546WT	KSC99S05-2546WT	KSC99S05-0104GC
	10	KSC99S05-1010WT	KSC99S05-1510WT	KSC99S05-2510WT	KSC99S05-0110CC
	20	KSC99S05-1020WX	KSC99S05-1520WX	KSC99S05-2520WX	KSC99S05-0120CCN
	30	KSC99S05-1030WX	KSC99S05-1530WX	KSC99S05-2530WX	KSC99S05-0130CCN
	50	KSC99S05-1053DX	KSC99S05-1553DX	KSC99S05-2553DX	KSC99S05-0553DXG**

## CHIRAL ART Cellulose-SJ

Particle size	Column ID [mm]	Column length [mm]				Guard cartridges* with 10 mm length (pack of 5)
		50	100	150	250	
3 µm	2.0	KSJ99S03-0502WT	KSJ99S03-1002WT	KSJ99S03-1502WT	KSJ99S03-2502WT	KSJ99S03-01Q1GC
	3.0	KSJ99S03-0503WT	KSJ99S03-1003WT	KSJ99S03-1503WT	KSJ99S03-2503WT	KSJ99S03-0103GC
	4.6	KSJ99S03-0546WT	KSJ99S03-1046WT	KSJ99S03-1546WT	KSJ99S03-2546WT	KSJ99S03-0104GC

Particle size	Column ID [mm]	Column length [mm]			Guard cartridges* with 10 mm length (pack of 5 or 2)
		100	150	250	
5 µm	2.0	KSJ99S05-1002WT	KSJ99S05-1502WT	KSJ99S05-2502WT	KSJ99S05-01Q1GC
	4.6	KSJ99S05-1046WT	KSJ99S05-1546WT	KSJ99S05-2546WT	KSJ99S05-0104GC
	10	KSJ99S05-1010WT	KSJ99S05-1510WT	KSJ99S05-2510WT	KSJ99S05-0110CC
	20	KSJ99S05-1020WX	KSJ99S05-1520WX	KSJ99S05-2520WX	KSJ99S05-0120CCN
	30	KSJ99S05-1030WX	KSJ99S05-1530WX	KSJ99S05-2530WX	KSJ99S05-0130CCN
	50	KSJ99S05-1053DX	KSJ99S05-1553DX	KSJ99S05-2553DX	KSJ99S05-0553DXG**

\*Guard cartridge holder required, part no. XPGCH-Q1 (2.1, 3.0, 4.0 mm ID)  
 XPCHSPW1 (10 mm ID)  
 XPGHFSP20ID (20 mm ID)  
 XPGHFSP30ID (30 mm ID)  
 \*\*no holder required for 50 x 50 ID guard columns (no cartridge)

*Further dimensions or 10/20µm columns  
 available on request*

# Ordering Information

## CHIRAL ART Cellulose-SZ

Particle size	Column ID [mm]	Column length [mm]				Guard cartridges* with 10 mm length (pack of 5)
		50	100	150	250	
3 µm	2.0	KSZ99S03-0502WT	KSZ99S03-1002WT	KSZ99S03-1502WT	KSZ99S03-2502WT	KSZ99S03-01Q1GC
	3.0	KSZ99S03-0503WT	KSZ99S03-1003WT	KSZ99S03-1503WT	KSZ99S03-2503WT	KSZ99S03-0103GC
	4.6	KSZ99S03-0546WT	KSZ99S03-1046WT	KSZ99S03-1546WT	KSZ99S03-2546WT	KSZ99S03-0104GC

Particle size	Column ID [mm]	Column length [mm]			Guard cartridges* with 10 mm length (pack of 5 or 2)
		100	150	250	
5 µm	2.0	KSZ99S05-1002WT	KSZ99S05-1502WT	KSZ99S05-2502WT	KSZ99S05-01Q1GC
	4.6	KSZ99S05-1046WT	KSZ99S05-1546WT	KSZ99S05-2546WT	KSZ99S05-0104GC
	10	KSZ99S05-1010WT	KSZ99S05-1510WT	KSZ99S05-2510WT	KSZ99S05-0110CC
	20	KSZ99S05-1020WX	KSZ99S05-1520WX	KSZ99S05-2520WX	KSZ99S05-0120CCN
	30	KSZ99S05-1030WX	KSZ99S05-1530WX	KSZ99S05-2530WX	KSZ99S05-0130CCN
	50	KSZ99S05-1053DX	KSZ99S05-1553DX	KSZ99S05-2553DX	KSZ99S05-0553DXG**


\*Guard cartridge holder required, part no. XPGCH-Q1 (2.1, 3.0, 4.0 mm ID)  
 XPCHSPW1 (10 mm ID)  
 XPGHFSP20ID (20 mm ID)  
 XPGHFSP30ID (30 mm ID)

\*\*no holder required for 50 x 50 ID guard columns (no cartridge)


# Substance Index Substance Index

Substance	page	Substance	page
Aminoglutethimide.....	16	Levofloxacin.....	24
Amlodipine.....	16	Linagliptin.....	23
Amphetamine.....	29	Linalool.....	37
N-CBZ-DL-Alanine.....	35, 50	Luliconazole.....	23
Astaxanthin.....	38	Lurasidone.....	24
Atropine.....	16	DL-Mandelic acid.....	37
Benzoin.....	7, 14, 36	Metoprolol.....	24
Benalaxyl.....	30	Metalaxyl.....	32
Bepotastine.....	17	Myclobutanil.....	32
Bitertanol.....	30	Naringenin.....	50
1,2-Bis[(2-methoxyphenyl)phenylphosphino]ethane (DIPAMP).....	36	Ofloxacin.....	24
Carbinoxamine.....	17, 46	Oxybutynin.....	25
Cetirizine.....	17	Paclobutrazol.....	33
Chloroquine.....	18	Phenoxybenzamine.....	25
Citalopram.....	8, 18	N-CBZ-Phenylalanine.....	35
Cyproconazole.....	30	DL-1-Phenylethyl amine.....	37
Diclobutrazole.....	30	2-Phenylpropionic acid.....	49
Diniconazole.....	31	Pindolol.....	25
Donepezil.....	18, 50	Propiconazole.....	33
Dorzolamide.....	19	Propranolol.....	4, 26, 45, 47, 50
Duloxetine hydrochloride.....	19	Propiomazine.....	26
Econazole.....	19	Rapeprazole.....	26
Eletriptan hydrobromide.....	20	Rivaroxabane.....	26
Enilconazole.....	31	Rosuvastatine.....	27
Epoxiconazole.....	31	Sertraline hydrochloride.....	27
Esomeprazole.....	20	Spiroxamine.....	33
Fenoprofen.....	20	<i>trans</i> -Stilbene oxide.....	9, 39, 49
Flavanone.....	20	Tadalafil.....	27
Flurbiprofen.....	21, 42	Tebuconazole.....	34
Flutriafol.....	32	Tetrahydrocannabinol.....	28
Fluvastatine.....	21	Triadimefon.....	34
Galantamine.....	21	Triadimenol.....	34
Hexaconazole.....	32	2,2,2-Trifluoro-1-(9-anthryl) ethanol.....	38
Hydroxychloroquine.....	22	Trimebutine.....	28
Ibrutinib.....	22	Triticonazole.....	34
Ibuprofen.....	13, 22	Troger's base.....	38
2,2'-Isopropylidenebis (4-phenyl-2-oxazoline).....	38	Tropicamide.....	28
Ketoprofen.....	22	Valsartan.....	28
Ketorolac.....	23	Verapamil.....	29
Lansoprazole.....	23	Warfarin.....	12, 29
		Zopiclone.....	29


## Other Brochures Available



**(U)HPLC columns  
YMC-Triart**



**YMC-Triart Prep**



**YMC Biochromatography  
columns**

“

*“Our CHIRAL ART Cellulose-SC in 250 x 30 mm ID shows incredible performance!”*

*“The transfer from analytical to prep. scale is very smooth. Very symmetrical peaks, which only increase in height with higher loadings.”*


*Christian Siegl, Merck KgaA (DE)*

”





Your local distributor:



**YMC Europe GmbH**

Schöttmannshof 19  
D-46539 Dinslaken  
Germany  
Phone +49 2064 427-0, Fax +49 2064 427-222  
[www.ymc.eu](http://www.ymc.eu)

**YMC Schweiz GmbH**

Im Wasenboden 8  
4056 Basel  
Switzerland  
Phone +41 61561 80-50, Fax +41 61561 80-59  
[www.ymc-schweiz.ch](http://www.ymc-schweiz.ch)

**YMC CO., LTD.**

YMC Karasuma-Gojo Bld. 284 Daigo-cho,  
Karasuma Nishiiru Gojo-dori Shimogyo-ku,  
Kyoto 600-8106 Japan  
Phone +81 75342 45-15, Fax +81 75342 45-50  
[www.ymc.co.jp](http://www.ymc.co.jp)