


GC Accessories

Inlet Liners, Glass Wool, and Specialized Hand Tools: *Inlet Liners for Shimadzu™ (17A) [with SPL-17 Injector]**Inlet Liners for Shimadzu™ (17A) [with SPL-17 Injector]*

Deactivated (silanized) glass inlet liners.

Inlet Liner, Split/Splitless Type, Single Taper FocusLiner™ Design (wool packed)


L × O.D. × I.D. 95 mm × 5.0 mm × 3.4 mm



Cat. No.	Qty
2878401-U	1 ea
2878405-U	5 ea

Inlet Liner, Split/Splitless Type, Recessed Gooseneck Design (wool packed)


L × O.D. × I.D. 95 mm × 5.0 mm × 3.4 mm



Cat. No.	Qty
2877901-U	1 ea
2877905-U	5 ea

Inlet Liner, Split/Splitless Type, Straight FocusLiner™ Design (wool packed)

L × O.D. × I.D. 95 mm × 5.0 mm × 3.4 mm



Cat. No.	Qty
2878601-U	1 ea
2878605-U	5 ea

Inlet Liner, Split/Splitless Type, Straight Design (wool packed)

L × O.D. × I.D. 95 mm × 5.0 mm × 3.0 mm



Cat. No.	Qty
2632705	5 ea
2632725	25 ea

Inlet Liner, Splitless Type, Single Taper Design (unpacked)


L × O.D. × I.D. 95 mm × 5.0 mm × 2.6 mm



Cat. No.	Qty
2633801	1 ea
2633805	5 ea

Inlet Liner, Splitless Type, Middle Gooseneck Design (unpacked)

L × O.D. × I.D. 95 mm × 5.0 mm × 3.4 mm



Cat. No.	Qty
2878301-U	1 ea
2878305-U	5 ea

Inlet Liner, Splitless Type, Straight Design (unpacked)

L × O.D. × I.D. 95 mm × 5.0 mm × 3.4 mm



Cat. No.	Qty
2633601	1 ea
2633605	5 ea
2633625	25 ea

Inlet Liner, Splitless Type, Straight Design (unpacked)

L × O.D. × I.D. 95 mm × 5.0 mm × 2.6 mm



Cat. No.	Qty
2633705	5 ea
2633725	25 ea

Inlet Liner, Direct (SPME) Type, Straight Design (unpacked)

L × O.D. × I.D. 95 mm × 5.0 mm × 0.75 mm




Cat. No.	Qty
2633901	1 ea
2633905	5 ea
2633925	25 ea

Inlet Liners for Shimadzu™ (GC-2010)

Deactivated (silanized) glass inlet liners.

Inlet Liner, Split/Splitless Type, Straight FocusLiner™ Design (wool packed)

L × O.D. × I.D. 95 mm × 5.0 mm × 3.4 mm




Cat. No.	Qty
2877601-U	1 ea
2877605-U	5 ea

Inlet Liners for Thermo (ThermoQuest 4000, 5000, and 6000)

Deactivated (silanized) glass inlet liners.

Inlet Liner, Split/Splitless Type, Recessed Gooseneck Design (wool packed)

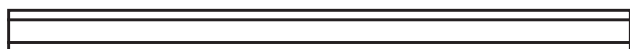
L × O.D. × I.D. 79.5 mm × 5.0 mm × 3.0 mm



Cat. No.	Qty
2876905-U	5 ea

Inlet Liner, Splitless Type, Straight Design (unpacked)

L × O.D. × I.D. 79.5 mm × 5.0 mm × 3.0 mm



Cat. No.	Qty
2876101-U	1 ea